

ภาคผนวก ฉ

ตัวอย่างเอกสารสอบเทียบเครื่องมือวิเคราะห์ของ บริษัท ยูไนเต็ด
แอนนาลิสต์ แอนด์ เอ็นจิเนียริง คอนซัลแตนท์ จำกัด



List of Instruments Certification for Air & Noise Quality Analysis

No.	Instrument/Equipment	Parameter	Manufacturer	Model/Serial No.	Calibrator	Certification No.	Date of Calibration	Due date of Calibration	Remark
Ambient									
1	Orifice Transfer Standard Calibrator	Total Suspended Particulate (TSP) Particulate Matter < 10 µm (PM ₁₀)	Tisch Environmental,Inc.	TE-5025A 3393	Tisch Environmental,Inc.	27072020	27 Jul 20	26 Jul 22	-
2	U-Tube Manometer	Total Suspended Particulate (TSP) Particulate Matter < 10 µm (PM ₁₀)	Dwyer	1221-36-W/M -	Technology Promotion Association (Thailand-Japan)	22P802	12 Mar 22	11 Mar 23	-
3	Aneroid Barometer	Total Suspended Particulate (TSP) Particulate Matter < 10 µm (PM ₁₀)	Barigo, Germany	-	Technology Promotion Association (Thailand-Japan)	21P2501	21 Jul 21	20 Jul 22	-
4	Dial Thermo-Hygrometer	Total Suspended Particulate (TSP) Particulate Matter < 10 µm (PM ₁₀)	Barigo, Germany	-	Technology Promotion Association (Thailand-Japan)	22H768	5 Apr 22	4 Apr 23	-
5	Sound Level Calibrator (Acoustic Calibrator)	Calibrate Sound Level Meter	Svantek	SV36 107224	Innovative Instrument Co.,Ltd.	21-ACT-326	24 Aug 21	23 Aug 22	-
6	Sound Level Meter	L _{Aeq} 24 hr, L _{Aeq} 1 hr, L _{A90} , L _{Adn} , L _{Amax}	Larson Davis	LxT2 0005407	Innovative Instrument Co.,Ltd.	22-ACT-037	21 Jan 22	20 Jan 23	-
7	Sound Level Meter	L _{Aeq} 24 hr, L _{Aeq} 1 hr, L _{A90} , L _{Adn} , L _{Amax}		LxT2 0006614	Innovative Instrument Co.,Ltd.	22-ACT-104	11 Feb 22	10 Feb 23	-
8	Sound Level Meter	L _{Aeq} 24 hr, L _{Aeq} 1 hr, L _{A90} , L _{Adn} , L _{Amax}	Larson Davis	LxT2 0006615	Innovative Instrument Co.,Ltd.	22-ACT-102	11 Feb 22	10 Feb 23	-



TECHNOLOGY PROMOTION ASSOCIATION (THAILAND-JAPAN)
CORPORATE SERVICES 3: EQUIPMENT CALIBRATION AND TESTING SERVICES
534/4 PATTANAKARN ROAD SOI 18, SUANLUANG, SUANLUANG, BANGKOK 10250
TEL. 0-2717-3000-24 FAX. 0-2719-9484

Certificate of Calibration

Certificate No.: 22P802
Page: 1 of 2

Equipment: U-Tube Manometer

Manufacturer: Dwyer

Model: 1221-36W/M

Serial No.: -

ID No.: UAE.EMA2.031/2554

Condition As-Received: Used Item

Received Date: 03 March 2022

Calibration Date: 12 March 2022

Reference: 2203-0131WSC

Ambient Temperature: (23 ± 2) °C

Relative Humidity: (50 ± 15) %

Atmospheric Pressure: 1010 mbar

This certificate may not be reproduced other than in full,
except with the prior written approval of the head of
Corporate Services 3: Equipment Calibration and Testing Services.

Submitted by: United Analyst and Engineering Consultant Co.,Ltd.

81 Soi Udomsuk 41, Sukhumvit Road, Bangchak,
Phrakhanong, Bangkok 10260

Procedure used: The calibration was conducted by direct comparison method against Pressure Measuring Instruments
Standard according to in-house calibration procedure CP-P04, using "DKD-R 6-1; Calibration of Pressure
Gauges, Edition 03/2014" as a guidelines.

Condition of this result of calibration

1. Reference standards instruments:

Instrument	Model	Serial No.	Certificate No.	Due Date
1) Pressure Calibrator	PC106P	1189	MP-0110-21	09 Aug 2022

2. This result of calibration was made on requested at the point specified by customer.

3. Scale and conversion factor is 1 kPa = 4.0146293 inHgO

4. This instrument was used clean air as pressure media.

5. This instrument was calibrated by applied pressure to high-port (+) side and low-port (-) side open to atmospheric pressure.

6. This instrument was installed in vertical orientation and top of the pressure port was used as the reference level.

7. The certificate is valid only to the item calibrated on date and place of calibration.

8. This Certification is traceable to the International System of Unit maintained at:-

-National Institute of Metrology Thailand (NIMT)

Calibrated by: Suwit Aussarree
Issue Date: 14 March 2022

Approved Signatory: Attapol P.

[] Phalinee Prabpaipai

[] Sura Suwannasri

[x] Attapol Panurach

เอกสารไม่ควบคุม

B 0282415



Cert.No.: 22P802
Page: 2 of 2

Result of calibration:- Without adjustment
Function:- Pressure Measurement
Increasing Pressure

Range: 0 inHgO to 36 inHgO
Scale Interval: 0.1 inHgO (The Fifth Estimate)

UUC Indication				
Applied Pressure	High-port side	Low-port side	ΔP	Error
(inHgO)	(inHgO)	(inHgO)	(inHgO)	(inHgO)
0.00	0.00	0.00	0.00	0.00
2.00	1.00	-0.92	1.92	-0.08
4.00	2.00	-1.92	3.92	-0.08
6.00	3.00	-2.92	5.92	-0.08
8.00	4.02	-3.92	7.94	-0.06
10.00	5.02	-4.94	9.96	-0.04
12.00	6.04	-5.94	11.98	-0.02
14.00	7.04	-6.94	13.98	-0.02
16.00	8.06	-7.94	16.00	0.00
18.00	9.06	-8.94	18.00	0.00
20.00	10.08	-9.96	20.04	0.04
22.00	11.08	-10.96	22.04	0.04
24.00	12.10	-11.96	24.06	0.06
26.00	13.10	-12.96	26.06	0.06
28.00	14.10	-13.98	28.08	0.08
30.00	15.10	-14.98	30.08	0.08
32.00	16.12	-15.98	32.10	0.10
34.00	17.12	-16.98	34.10	0.10
35.50	17.98	-17.86	35.84	0.34

The uncertainty of measurement was ± 0.11 inHgO

* UUC = Unit Under Calibration

* ΔP = High-port side - Low-port side

The reported uncertainty of measurement was based on a standard uncertainty multiplied
by a coverage factor k = 2, providing a level of confidence of approximately 95 %.

-o0o-

เอกสารไม่ควบคุม
a 1099524



TECHNOLOGY PROMOTION ASSOCIATION (THAILAND-JAPAN)
CORPORATE SERVICES 3: EQUIPMENT CALIBRATION AND TESTING SERVICES
534/4 PATTANAKARN ROAD SOI 18, SUANLUANG, SUANLUANG, BANGKOK 10250
TEL. 0-2717-3000-24 FAX. 0-2719-9484



Certificate of Calibration

Certificate No.: 21P2501
Page: 1 of 2

Equipment: Aneroid Barometer

Manufacturer: Barigo

Model: -

Serial No.: -

ID No.: UAE.ANV.124/2550

Condition As-Received: Used Item

Received Date: 20 July 2021

Calibration Date: 21 July 2021

Reference: 2107-0570WSC

Ambient Temperature: (23 ± 2) °C

Relative Humidity: (50 ± 15) %

Atmospheric Pressure: 1009 mbar

This certificate may not be reproduced other than in full,
except with the prior written approval of the head of
Corporate Services 3: Equipment Calibration and Testing Services.

Submitted by: United Analyst and Engineering Consultant Co.,Ltd.

81 Soi Udomsuk 41, Sukhumvit Road, Bangchak,
Phrakhanong, Bangkok 10260

Procedure used: The calibration was conducted by direct comparison method against Pressure Measuring Instruments
Standard according to in-house calibration procedure CP-P10, using "DKD-R 6-1; Calibration of Pressure
Gauges, Edition 03/2014" as a guidelines.

Condition of this result of calibration

1. Reference standards instruments:

Instrument	Model	Serial No.	Certificate No.	Due Date
1) Standard Barometer	DP142	1422505046	MP-0053-21	08 Apr 2022

2. This instrument was installed in vertical orientation and center of the dial was used as the reference level.

3. This result of calibration was made on requested at the point specified by customer.

4. This instrument was used clean air as pressure media.

5. The certificate is valid only to the item calibrated on date and place of calibration.

6. This Certification is traceable to the International System of Unit maintained at:-

-National Institute of Metrology Thailand (NIMT)

Calibrated by: Suwit Aussarree
Issue Date: 22 July 2021

Approved Signatory: Attapol P.

[] Phalinee Prabpaipai

[] Sura Suwannasri

[x] Attapol Panurach

เอกสารไม่ควบคุม

B 0264464



Cert.No.: 21P2501
Page: 2 of 2

Result of calibration:- Without adjustment
Function:- Absolute Pressure Measurement
Increasing Pressure

Range: 900 hPa to 1030 hPa
Scale Interval: 1 hPa (The Fifth Estimate)

Applied Pressure (hPa)	958.69	969.60	980.32	990.00	1000.69	1010.73	1020.58	1030.55
UUC* Indication (hPa)	960.0	970.0	980.0	990.0	1000.0	1010.0	1020.0	1030.0
Error (hPa)	1.31	0.40	-0.32	-0.80	-0.69	-0.73	-0.58	-0.55

Decreasing Pressure	Applied Pressure (hPa)	1030.66	1020.50	1010.63	1000.57	990.45	980.19	969.47	958.54
UUC* Indication (hPa)	1030.0	1020.0	1010.0	1000.0	990.0	980.0	970.0	960.0	
Error (hPa)	-0.66	-0.50	-0.63	-0.57	-0.45	-0.19	0.53	1.46	

The uncertainty of measurement was ± 0.30 hPa

* UUC = Unit Under Calibration

The reported uncertainty of measurement was based on a standard uncertainty multiplied
by a coverage factor k = 2, providing a level of confidence of approximately 95 %.

-o0o-

เอกสารไม่ควบคุม
a 1062242



Certificate of Calibration

Certificate No.: 22H768
Page: 1 of 2

Equipment: Dial Thermo-Hygrometer

Manufacturer: Barigo

Model: -

Serial No.: -

ID No.: UAE.ANV.130/2550

Condition As-Received: Used Item

Received Date: 30 March 2022

Calibration Date: 01 April 2022

Reference: 2203-1124WSC

Ambient Temperature: (25 ± 3) °C

Relative Humidity: (50 ± 20) %

This certificate may not be reproduced other than in full,
except with the prior written approval of the head of
Corporate Services 3: Equipment Calibration and Testing Services.

Submitted by: United Analyst and Engineering Consultant Co., Ltd.

81 Soi Udomsuk 41, Sukhumvit Road, Bangkok,
Phrakhanong, Bangkok 10260

Procedure used: Calibration were conducted using in-house calibration procedure CP-H02 according to comparison with standard chilled mirror sensor for humidity measurement function and comparison with standard temperature probe for temperature measurement function into humidity / temperature chamber.

Condition of this result of calibration

1. Reference standards Instruments:

Instrument	Model	Serial No.	Certificate No.	Due Date
1) Standard Chilled Mirror Hygrometer Sensor	Dew Prime II	31863	19714	17 Sep 2022
2) Standard Humidity/Temperature Meter	400	10203027	TH-0063-21	01 Jul 2022

2. The certificate is valid only to the item calibrated on date and place of calibration.

3. This Certification is traceable to the International System of Unit maintained at:-

-National Institute of Standards and Technology (NIST), The United States of America

-National Institute of Metrology Thailand (NIMT)

Calibrated by: Somchak Dumvor
Issue Date: 08 April 2022

Approved Signatory:

[] Chakrit Waewang
[] Pornthippa Tanayakul
[] Viporn Tantiyawutti

เอกสารไม่ควบคุม
B 0285420



Cert. No.: 22H768
Page: 2 of 2

Result of Calibration:-

Function:

Humidity measurement.
Without Adjustment

Reference Temperature (°C)	Standard Humidity (%R.H.)	UUC* Reading (%R.H.)	Error (%R.H.)	Uncertainty of Measurement (±%R.H.)
25.0	40.1	48	7.9	1.6
25.0	60.0	62	2.0	1.8
25.0	80.0	76	-4.0	2.0

Result of Calibration:-

Function:

Temperature measurement.
Without Adjustment

Standard Temperature (°C)	UUC* Reading (°C)	Error (°C)	Uncertainty of Measurement (±°C)
20.02	20.0	-0.02	0.72
29.96	30.0	0.02	0.72
40.03	39.5	-0.53	0.72

UUC*: Unit Under Calibration

The reported uncertainty of measurement was base on standard uncertainty multiplied by coverage factor k = 2.00, providing confidence level approximately 95%.

-000-

เอกสารไม่ควบคุม
a 1104144



Page: 1/6.

Certificate of Calibration

Customer:

Name: UNITED ANALYST AND ENGINEERING CONSULTANT CO., LTD.

Address: 81 Soi Udomsuk 41, Sukhumvit Road, Bangkok, Prakanong, Bangkok

10260

Certificate No.: 22-ACT-037

Request No.: Req-2022-0096

Unit Under Calibration Details

Measurement item: Sound Level Meter

Manufacturer: LARSON DAVIS

Model: LxT2

Serial Number: 0005407

ID: UAE.EFM.043/2564

Resolution: 0.1 dB

Microphone Class: 2

Microphone Model: 375A04

Microphone S/N: 329358

Preamplifier Model: PRMLxT2C

Preamplifier S/N: 073802

Instrument Status: Used

Calibration Environment and Details

Temperature: 23 °C ± 2 °C

Humidity: 50 %RH ± 20 %RH

Barometric Pressure: 1013 hPa ± 10 hPa

Received Date: 14 January 2022

Calibrated Date: 21 January 2022

Calibration Procedure: In-house method CP-SLM-01 based on IEC 61672-3:2013 Electroacoustics - Sound level meters - Part 3: Periodic tests

Location of Calibration: Lab Acoustic

Reference Standard

Instrument	Brand	Model	S/N	Due calibration	Traceability
Standard Microphone	GRAS	40AN	188273	15 September 2022	GRAS
Multi-frequency Calibrator	Quest	Quest-cal	EFA000234	14 June 2022	TSI
Audio Generator	Sennheiser	Senn401	131	18 October 2022	WK Electric

Note

The reported uncertainty is based on standard uncertainty multiplied by the Coverage Factor k = 2, providing a level of confidence approximately 95 %.

Calibrated By:
Mr. Noppadon Laungart
Calibration Officer

Approved By:
Mr. Paiti Mathavorn
Calibration Engineer Supervisor
Issue Date: 21 January 2022



Page: 2/6.

Certificate No.: 22-ACT-037

Request No.: Req-2022-0096

1. Indication at the calibration check frequency

UUC Setting	Nominal	Before Adjust	Adjust	UNCERTAINTY	Acceptance
FAST / A / 37-139	Level	UUC	ERR	UUC	ERR
Calibrator Setting	(dB)	(dB)	(dB)	(dB)	(dB)
1000 Hz 114.00 dB	113.85	113.9	-0.05	113.9	0.05

Note: Absolute sensitivity was established by the use of Sound Calibrator Brand SVANTEK, Model SV 35A, SN.58079

2. Self-generated noise, Microphone installed

UUC Setting	Measured	UNCERTAINTY
FAST / 37-139	(dB)	(± dB)
UUC Weighting	(dB)	(± dB)
A	29.0	0.10

3. Self-generated noise, Microphone replaced by the electrical input signal device

UUC Setting	Measured	UNCERTAINTY
FAST / 37-139	(dB)	(± dB)
UUC Weighting	(dB)	(± dB)
A	28.8	0.10
C	28.1	0.10
Z	32.8	0.10

4. Acoustic signal test of frequency weightings (Without Windscreen)

UUC Setting	Deviation from various Frequency Weighting Response curve			UNCERTAINTY	Acceptance Limit
FAST / 37-139	A	C	Z	(± dB)	(± dB)
STD Setting	(dB)	(dB)	(dB)		
125 Hz	0.0	0.1	0.1	0.50	2.0
1000 Hz	0.0	0.0	0.0	0.60	1.0
4000 Hz	0.0	0.1	0.1	0.60	3.0
8000 Hz	-0.5	-0.5	-0.4	0.70	5.0

Certificate No : 22-ACT-037
Request No : Req-2022-0096

5. Electrical signal test of frequency weightings, Weighting network response with relative to 1 kHz

Electrical signal test of frequency weightings, weighting network response with relative to a 1 kHz				UNCERTAINTY (± dB)	Acceptance Limit (± dB)	
UUC Setting	Deviation from various Frequency					
FAST / 37-139	Weighting Response curve					
STD Setting	A (dB)	C (dB)	Z (dB)	0.2	2.0	
63 Hz	-0.2	-0.1	0.0			
125 Hz	-0.1	0.0	0.0			1.5
250 Hz	-0.1	0.0	0.0			1.5
500 Hz	-0.1	0.0	0.0			1.5
1000 Hz	0.0	0.0	0.0			1.0
2000 Hz	0.0	0.0	0.0			2.0
4000 Hz	0.0	0.0	0.0			3.0
8000 Hz	-0.1	-0.1	0.0			5
16000 Hz	-0.1	-0.1	-0.1			-5,-INF

6. Frequency and time weightings at 1kHz

UUC Setting	STD	Measured		UNCERTAINTY (\pm dB)	Acceptance Limit (\pm dB)
FAST / 37-139	REF	UUC	ERR		
UUC Weighting	(dB)	(dB)	(dB)	0.2	0.2
A	114.00	114.0	0.0		
C	114.00	114.0	0.0		
Z	114.00	114.0	0.0		

UUC Setting	STD	Measured		UNCERTAINTY (\pm dB)	Acceptance Limit (\pm dB)
37-139 / A	REF	UUC	ERR		
UUC Time Response	(dB)	(dB)	(dB)	0.2	0.1
Fast	114.00	114.0	0.0		
Slow	114.00	114.0	0.0		
Leq	114.00	114.0	0.0		

The results related only to the item calibrated. The certificate shall not be reproduced except in full, without written approval of the calibration laboratory.

เอกสารไม่ควบคุม

11/02/2022 09:00:00 Date 01/07/19

Certificate No : 22-ACT-037
Request No : Req-2022-0096

7. Long Term Stability

UUC Setting	Measured	UNCERTAINTY (\pm dB)	Acceptance Limit (\pm dB)
FAST / A / 37-139	UUC		
STD Setting	(dB)	0.1	0.3
Initial	114.0		
Final	114.0		
Deviated	0.0		

8. Level linearity on the reference level range

UUC Setting	Anticipated	Deviation		UNCERTAINTY (\pm dB)	Acceptance Limit (\pm dB)
FAST / A / 37-139	REF	UUC	ERR		
STD dB	(dB)	(dB)	(dB)	0.3	1.1
139.00	139	139.0	0.0		
134.00	134	134.0	0.0		
129.00	129	129.0	0.0		
124.00	124	124.0	0.0		
119.00	119	119.0	0.0		
114.00	114	114.0	0.0		
109.00	109	109.0	0.0		
104.00	104	104.0	0.0		
99.00	99	99.0	0.0		
94.00	94	93.9	-0.1		
89.00	89	88.9	-0.1		
84.00	84	83.9	-0.1		
79.00	79	78.9	-0.1		
74.00	74	73.9	-0.1		
69.00	69	69.0	0.0		
64.00	64	64.0	0.0		
59.00	59	59.0	0.0		
54.00	54	54.0	0.0		
49.00	49	49.0	0.0		
44.00	44	44.1	0.1		
39.00	39	39.4	0.4		
34.00	34	34.5	0.5		
37.00	37	37.6	0.6		

The results related only to the item calibrated. The certificate shall not be reproduced except in full, without written approval of the calibration laboratory.

เอกสารไม่ควบคุม

11/02/2022 09:00:00 Date 01/07/19

Certificate No : 22-ACT-037
Request No : Req-2022-0096

9. Level linearity including the level range control

UUC Setting	STD	Measured		UNCERTAINTY (\pm dB)	Acceptance Limit (\pm dB)
FAST / A	REF	UUC	ERR		
UUC Range	(dB)	(dB)	(dB)	0.3	1.1
37-139	44.1	44.2	0.1		
	114	114.0	0.0		

10. Tone burst response

UUC Setting	STD	Anticipated	Measured		UNCERTAINTY (\pm dB)	Acceptance Limit (\pm dB)
A / 37-139	Toneburst	Ref	UUC	ERR		
UUC Time Response	(ms)	(dB)	(dB)	(dB)	0.3	1
Fast	200	135.0	135.0	0.0		
	2	118.0	117.7	-0.3		
	0.25	109.0	108.8	-0.2		
Slow	200	128.6	128.5	-0.1		
	2	109.0	108.9	-0.1		
	200	129.0	129.1	+0.1		
SEL	2	109.0	108.9	-0.1		
	0.25	100.0	100.0	0.0		

11. Peak C Sound level

UUC Setting	Anticipated	Measured		UNCERTAINTY (\pm dB)	Acceptance Limit (\pm dB)
FAST / C / 95-142	REF	UUC	ERR		
STD Setting	(dB)	(dB)	(dB)	0.2	2.0
Complete cycle	137.4	136.8	-0.60		
Positive half cycle	136.4	136.1	-0.30		
Negative half cycle	136.4	136.2	-0.20		

The results related only to the item calibrated. The certificate shall not be reproduced except in full, without written approval of the calibration laboratory.

เอกสารไม่ควบคุม

11/02/2022 09:00:00 Date 01/07/19

Certificate No : 22-ACT-037
Request No : Req-2022-0096

12. Overload indication

UUC Setting	Measured	UNCERTAINTY (\pm dB)	Acceptance Limit (\pm dB)
FAST / A / 37-139	UUC		
STD Setting	(dB)	0.2	1.5
Positive one-half cycle	142.9		
Negative one-half cycle	142.9		
Deviated	0.0		

13. High Level Stability

UUC Setting	Measured	UNCERTAINTY (\pm dB)	Acceptance Limit (\pm dB)
FAST / A / 37-139	UUC		
STD Setting	(dB)	0.1	0.3
Initial	138.0		
Final	138.0		
Deviated	0.0		

End of Certificate

The results related only to the item calibrated. The certificate shall not be reproduced except in full, without written approval of the calibration laboratory.

เอกสารไม่ควบคุม

11/02/2022 09:00:00 Date 01/07/19

Certificate No : 22-ACT-104
Request No : Req-2022-0232

9. Level linearity including the level range control

UUC Setting	STD	Measured		UNCERTAINTY	Acceptance
		REF	UUC		
FAST / A	(dB)	(dB)	(dB)	(± dB)	Limit
UUC Range	(dB)	(dB)	(dB)	(± dB)	(± dB)
37-139	44.1	43.7	-0.4	0.3	1.1
	114	114.0	0.0		1.1

10. Tone burst response

UUC Setting	STD	Anticipated	Measured		UNCERTAINTY	Acceptance
			REF	UUC		
A / 37-139	Toneburst	(dB)	(dB)	(dB)	(± dB)	Limit
UUC Time Response	(ms)	(dB)	(dB)	(dB)	(± dB)	(± dB)
Fast	200	135.0	135.0	0.0	0.3	1.0
	2	118.0	117.9	-0.1		+1.0, -2.5
	0.25	109.0	108.7	-0.3		+1.5, -5.0
Slow	200	128.6	128.5	-0.1	0.3	1.0
	2	109.0	108.8	-0.2		+1.0, -3.0
	200	129.0	129.0	0.0		1.0
SEL	2	109.0	109.1	+0.1	0.3	+1.0, -2.5
	0.25	100.0	99.7	-0.3		+1.5, -5.0

11. Peak C Sound level

UUC Setting	Anticipated	Measured		UNCERTAINTY	Acceptance
		REF	UUC		
FAST / C / 95-142	(dB)	(dB)	(dB)	(± dB)	Limit
STD Setting	(dB)	(dB)	(dB)	(± dB)	(± dB)
Complete cycle	137.4	136.7	-0.70	0.2	3.0
Positive half cycle	136.4	136.2	-0.20		2.0
Negative half cycle	136.4	136.2	-0.20		2.0

The results related only to the item calibrated. The certificate shall not be reproduced except in full, without written approval of the Innovative Instrument Co., Ltd.

PM-708-SLM-01 Rev.0 Issue date 01/07/21

เอกสารไม่ควบคุม

Certificate No : 22-ACT-104
Request No : Req-2022-0232

12. Overload indication

UUC Setting	Measured	UNCERTAINTY	Acceptance
FAST / A / 37-139	UUC		
STD Setting	(dB)	(± dB)	(± dB)
Positive one-half cycle	142.7		
Negative one-half cycle	142.6		
Deviated	0.1	0.2	1.5

13. High Level Stability

UUC Setting	Measured	UNCERTAINTY	Acceptance
FAST / A / 37-139	UUC		
STD Setting	(dB)	(± dB)	(± dB)
Initial	138.0		
Final	138.0		
Deviated	0.0	0.1	0.3

End of Certificate

The results related only to the item calibrated. The certificate shall not be reproduced except in full, without written approval of the Innovative Instrument Co., Ltd.

PM-708-SLM-01 Rev.0 Issue date 01/07/21

เอกสารไม่ควบคุม

Certificate of Calibration

Customer : UNITED ANALYST AND ENGINEERING CONSULTANT CO., LTD.
Address : 81 Soi Udomsak 41, Sukhumvit Road, Bangkok, Prakanong, Bangkok 10260
Certificate No : 22-ACT-102
Request No : Req-2022-0233

Unit Under Calibration Details

Measurement item : Sound Level Meter
Manufacturer : LARSON DAVIS
Model : LxT2
Serial Number : 0006615
ID : UAE.EFM.046.2564
Resolution : 0.1 dB
Microphone Class : 2
Microphone Model : 375A04
Microphone S/N : 328672
Preamplifier Model : PRLMAT2C
Preamplifier S/N : 071539
Instrument Status : Used

Calibration Environment and Details


Temperature : 23 °C ± 2 °C
Humidity : 50 %RH ± 20 %RH
Barometric Pressure : 1013 hPa ± 10 hPa
Received Date : 31 January 2022
Calibrated Date : 11 February 2022
Calibration Procedure : In-house method CP-SLM-01 based on IEC 61672-3 : 2013 Electroacoustics - Sound level meters - Part 3: Periodic tests
Location of Calibration : Lab Acoustic

Reference Standard

Instrument	Brand	Model	SN.	Due calibration	Traceability
Standard Microphone	GRAS	40AN	188273	15 September 2022	GRAS
Multifrequency Calibrator	Quest	Quest-cal	EFA000234	14 June 2022	TSI
Audio Generator	Svante	Svan401	131	18 October 2022	WK Electric

Note

The reported uncertainty is based on standard uncertainty multiplied by the Coverage Factor $k = 2$, providing a level of confidence approximately 95 %.

Calibrated By : 
Mr. Noppadon Luangart
Calibration Officer

Approved By : 
Mr. Pacit Mathavorn
Calibration Engineer Supervisor
Issue Date : 11 February 2022

The results related only to the item calibrated. The certificate shall not be reproduced except in full, without written approval of the Innovative Instrument Co., Ltd.

PM-708-SLM-01 Rev.0 Issue date 01/07/21

เอกสารไม่ควบคุม

Certificate No : 22-ACT-102
Request No : Req-2022-0233

1. Indication at the calibration check frequency

UUC Setting	Nominal	Before Adjust		Adjust		UNCERTAINTY	Acceptance
		Level	UUC	ERR	UUC	ERR	
FAST / A / 37-139	(dB)	(dB)	(dB)	(dB)	(dB)	(dB)	Limit
Calibrator Setting	(dB)	(dB)	(dB)	(dB)	(dB)	(± dB)	(± dB)
1000 Hz 114.00 dB	113.85	113.9	+0.05	113.9	0.05	0.20	0.3

Note : Absolute sensitivity was established by the use of Sound Calibrator Brand SVANTEK, Model SV 35A, SN:58079

2. Self-generated noise, Microphone installed

UUC Setting	Measured	UNCERTAINTY
FAST / 37-139	(dB)	(± dB)
UUC Weighting	(dB)	(± dB)
A	27.8	0.10

3. Self-generated noise, Microphone replaced by the electrical input signal device

UUC Setting	Measured	UNCERTAINTY
FAST / 37-139	(dB)	(± dB)
UUC Weighting	(dB)	(± dB)
A	27.7	0.10
C	27.5	0.10
Z	34.0	0.10

4. Acoustic signal test of frequency weightings (Without Windscreen)

UUC Setting		Deviation from various Frequency			UNCERTAINTY	Acceptance Limit
FAST / 37-139		Weighting Response curve			(± dB)	(± dB)
STD Setting	A (dB)	C (dB)	Z (dB)			
125 Hz	-0.1	0.1	0.1	0.50	2.0	
1000 Hz	0.0	0.0	0.0	0.60	1.0	
4000 Hz	0.5	0.5	0.6	0.60	3.0	
8000 Hz	0.3	0.3	0.4	0.70	5.0	

The results related only to the item calibrated. The certificate shall not be reproduced except in full, without written approval of the Innovative Instrument Co., Ltd.

PM-708-SLM-01 Rev.0 Issue date 01/07/21

เอกสารไม่ควบคุม

Certificate No : 22-ACT-102
Request No : Req-2022-0233

5. Electrical signal test of frequency weightings, Weighting network response with relative to 1 kHz

UUC Setting	Deviation from various Frequency			UNCERTAINTY (\pm dB)	Acceptance Limit (\pm dB)
	A (dB)	C (dB)	Z (dB)		
FAST / 37-139	Weighting Response curve			0.2	2.0
STD Setting	A (dB)	C (dB)	Z (dB)		
63 Hz	-0.2	0.0	0.0		
125 Hz	-0.1	0.0	0.0		
250 Hz	-0.1	0.0	0.0		
500 Hz	-0.1	0.0	0.0		
1000 Hz	0.0	0.0	0.0		
2000 Hz	0.0	0.0	0.0		
4000 Hz	0.0	0.0	0.0		
8000 Hz	0.0	0.0	0.0		
16000 Hz	-0.1	-0.1	-0.1		

6. Frequency and time weightings at 1kHz

UUC Setting	STD FAST / 37-139 (dB)	Measured		UNCERTAINTY (\pm dB)	Acceptance Limit (\pm dB)
		REF	ERR		
UUC Weighting	(dB)	(dB)	(dB)	0.2	0.2
A	114.00	114.0	0.0		
C	114.00	114.0	0.0		
Z	114.00	114.0	0.0		

UUC Setting	STD 37-139 / A (dB)	Measured		UNCERTAINTY (\pm dB)	Acceptance Limit (\pm dB)
		REF	ERR		
UUC Time Response	(dB)	(dB)	(dB)	0.2	0.1
Fast	114.00	114.0	0.0		
Slow	114.00	114.0	0.0		
Leq	114.00	114.0	0.0		

The results related only to the item calibrated. The certificate shall not be reproduced except in full, without written approval of the Innovative Instrument Co., Ltd

FM-708-SLM-01 Rev.0 Issue date 01/07/11

เอกสารไม่ควบคุม

Certificate No : 22-ACT-102
Request No : Req-2022-0233

7. Long Term Stability

UUC Setting	Measured	UNCERTAINTY (\pm dB)	Acceptance Limit (\pm dB)
FAST / A / 37-139	UUC		
STD Setting	(dB)	0.1	0.3
Initial	114.0		
Final	114.0		
Deviated	0.0		

8. Level linearity on the reference level range

UUC Setting	Anticipated REF (dB)	Deviation		UNCERTAINTY (\pm dB)	Acceptance Limit (\pm dB)
		UUC (dB)	ERR (dB)		
FAST / A / 37-139	140.00	140	140.0	0.3	1.1
STD dB	139.00	139	139.0		
140.00	134	134.0	0.0		
129.00	129	129.0	0.0		
124.00	124	124.0	0.0		
119.00	119	119.0	0.0		
114.00	114	114.0	0.0		
109.00	109	109.0	0.0		
104.00	104	104.0	0.0		
99.00	99	99.0	0.0		
94.00	94	93.9	-0.1		
89.00	89	88.9	-0.1		
84.00	84	83.9	-0.1		
79.00	79	78.9	-0.1		
74.00	74	73.9	-0.1		
69.00	69	68.9	-0.1		
64.00	64	63.9	-0.1		
59.00	59	58.9	-0.1		
54.00	54	53.9	-0.1		
49.00	49	48.9	-0.1		
44.00	44	44.0	0.0		
39.00	39	39.2	0.2		
38.00	38	38.1	0.3		

The results related only to the item calibrated. The certificate shall not be reproduced except in full, without written approval of the Innovative Instrument Co., Ltd

FM-708-SLM-01 Rev.0 Issue date 01/07/11

เอกสารไม่ควบคุม

Certificate No : 22-ACT-102
Request No : Req-2022-0233

9. Level linearity including the level range control

UUC Setting	STD FAST / A (dB)	Measured		UNCERTAINTY (\pm dB)	Acceptance Limit (\pm dB)
		REF	ERR		
UUC Range	(dB)	(dB)	(dB)	0.3	1.1
37-139	43.2	42.9	-0.3		
	114	114.0	0.0		

10. Tone burst response

UUC Setting	STD A / 37-139 (ms)	Anticipated Ref (dB)	Measured		UNCERTAINTY (\pm dB)	Acceptance Limit (\pm dB)
			UUC (dB)	ERR (dB)		
UUC Time Response	(ms)	(dB)	(dB)	(dB)	0.3	1.0
Fast	200	135.0	135.0	0.0		
	2	118.0	117.8	-0.2		
	0.25	109.0	108.6	-0.4		
Slow	200	128.6	128.5	-0.1		
	2	109.0	108.9	-0.1		
SEL	200	129.0	129.0	0.0		
	2	109.0	109.0	0.0		
	0.25	100.0	99.8	-0.2		

11. Peak C Sound level

UUC Setting	Anticipated REF (dB)	Measured		UNCERTAINTY (\pm dB)	Acceptance Limit (\pm dB)
		UUC (dB)	ERR (dB)		
FAST / C / 95-142	137.4	136.8	-0.60	0.2	3.0
STD Setting	136.4	136.2	-0.20		
Complete cycle	136.4	136.2	-0.20		

The results related only to the item calibrated. The certificate shall not be reproduced except in full, without written approval of the Innovative Instrument Co., Ltd

FM-708-SLM-01 Rev.0 Issue date 01/07/11

เอกสารไม่ควบคุม

Certificate No : 22-ACT-102
Request No : Req-2022-0233

12. Overload indication

UUC Setting	Measured	UNCERTAINTY (\pm dB)	Acceptance Limit (\pm dB)
FAST / A / 37-139	UUC		
STD Setting	(dB)	0.2	1.5
Positive one-half cycle	141.7		
Negative one-half cycle	141.7		
Deviated	0.0	0.1	0.3

13. High Level Stability

UUC Setting	Measured	UNCERTAINTY (\pm dB)	Acceptance Limit (\pm dB)
FAST / A / 37-139	UUC		
STD Setting	(dB)	0.1	0.3
Initial	138.0		
Final	138.0		
Deviated	0.0	0.1	0.3

End of Certificate

The results related only to the item calibrated. The certificate shall not be reproduced except in full, without written approval of the Innovative Instrument Co., Ltd

FM-708-SLM-01 Rev.0 Issue date 01/07/11

เอกสารไม่ควบคุม

List of Instruments Certification for Water Quality Analysis

No.	Instrument/Equipment	Parameter	Manufacturer	Model/Serial No.	Calibrator	Certification No.	Date of Calibration	Due date of Calibration	Remark
Water									
1	pH Meter	pH	Horiba	LAQUA-PH210 HA1F0002	Technology Promotion Association (Thailand-Japan)	21CH1607	19 Nov 21	18 Nov 22	-



TECHNOLOGY PROMOTION ASSOCIATION (THAILAND-JAPAN)
CORPORATE SERVICES 3: EQUIPMENT CALIBRATION AND TESTING SERVICES
534/4 PATTANAKARN ROAD SOI 18, SUANLIANG, SUANLIANG BANGKOK 10250
TEL. 0-2717-3000-27 FAX. 0-2719-9484



Cert.No.: 21CH1607
Page.: 1 of 3

Certificate of Calibration

Equipment : pH Meter
Manufacturer : Horiba
Model : LAQUA-PH210
Serial No. : HA1F0002
ID No. : UAE.EFM.200/2564(EFM.pH.08/64)
Condition As-Received: Used Item
Received Date : 18 November 2021
Calibration Date : 19 November 2021
Reference : 2111-0736WSC-1
Submitted by : United Analyst and Engineering Consultant Co.,Ltd.
3 Soi Udomsuk 41, Sukhumvit Road,
Bangchak, Phrakhanong, Bangkok 10260
Ambient Temperature : (25 ± 2.5) °C
Relative Humidity : (50 ± 15) %
Calibration Procedure : In - house method :
- CP-CH5 by direct measurement with standard
voltage calibrator and direct measurement with
certified reference material (CRM)
- CP-CH8 by comparison with standard thermometer

Calibrated by : Warakorn Lerngagtrakul

Approved by : 
Approved Signatory

(/) Malee Butkruea
() Sathip Meangmal
() Warakorn Lerngagtrakul

Issue Date : 25 November 2021

The Uncertainties are for a confidence probability of approximately 95%

This certificate may not be reproduced other than in full, except with the prior written
Approval of the head of Corporate Services 3 : Equipment Calibration and Testing Services.

เอกสารไม่ควบคุม



Cert.No.: 21CH1607
Page.: 2 of 3

Condition of this calibration result

1. Reference Standard Instrument : -

Instrument	Serial No.	ID No.	Cert. No.	Due Date
1) Document Process Calibrator	54030049	130RC116	21E2682	25 Aug 2022
2) Ref. Standard Thermometer	4982054	110RC044	2111201	26 Oct 2022

This certification is traceable to the International System of Unit maintained at:-
- Traceable to National Institute of Metrology (Thailand), NIMT

2. Certified Reference Materials : The measurement results are traceable to SI through CPA chem Ltd.,
ANSI-ASQ National Accreditation Board, Accredited No. AR-1835

Buffer Solution	Manufacturer	Lot No.	Exp. date
pH 4.008	CPA chem	761016	02 Aug 2023
pH 6.982	CPA chem	761017	02 Aug 2022
pH 10.015	CPA chem	761018	02 Aug 2022

3. This certificate is valid only to the item calibrated on date and place of calibration.

Calibration Results

Function : mV Measurement

Performing standard curve by Fluke at pH (4,7)(7,10)

Unit Under Calibration	Nominal Value	Standard Voltage Input	Actual Reading		Uncertainty of Measurement	Coverage factor
	pH	mV	mV	pH	(±mV)	k
pH Meter S/N.: HA1F0002	4.00	177.48	177.4	4.01	0.058	2.00
	7.00	0.00	-0.2	7.02	0.058	2.00
	7.00	0.00	-0.2	7.02	0.058	2.00
	10.00	-177.48	-177.6	10.01	0.058	2.00

เอกสารไม่ควบคุม



Cert.No.: 21CH1607
Page.: 3 of 3

Calibration Results

Function : pH Measurement

Performing three buffers standard curve by using buffer nominal pH (4,7)(7,10)

Unit Under Calibration	Standard pH Buffer Solution	Actual pH Reading	Actual mV Reading (mV)	Uncertainty of pH measurement (±)	Coverage factor k
pH Electrode S/N.: 991E0471	4.008	4.01	172	0.0071	2.00
	6.982	6.98	-4	0.011	2.00
	6.982	6.98	-4	0.011	2.00
	10.015	10.01	-181	0.011	2.05

Function : Temperature Measurement

(*) Without adjustment

This equipment was connected with Temperature Probe;

- Model : 9652
- Serial No. : 991E0471
Dimension of probe;
- Length : 103 mm.
- Diameter : 16 mm.
- Immersion Depth : 90 mm.

Calibration Point (°C)	Standard Temperature (°C)	UUC* Reading (°C)	Error (°C)	Uncertainty of measurement (± °C)	Coverage factor k
25.0	25.002	25.0	-0.002	0.13	2.00
30.0	30.004	30.0	-0.004	0.13	2.00
35.0	35.003	35.0	-0.003	0.13	2.00

Remark : - UUC* = Unit Under Calibration

The reported uncertainty of measurement was based on a standard uncertainty multiplied by a coverage factor k, providing a level of confidence of approximately 95 %.

-o0o-

เอกสารไม่ควบคุม

รายงานผลการปฏิบัติตามมาตรการป้องกันและแก้ไขผลกระทบสิ่งแวดล้อม และมาตรการติดตามตรวจสอบผลกระทบสิ่งแวดล้อม
โครงการเหมืองแร่ดินอุตสาหกรรมชนิดดินซีเมนต์ ประทานบัตรหมายเลข 28811/15999 (คำขอฯ ที่ 3/2551)
บริษัท ปูนซีเมนต์นครหลวง จำกัด (มหาชน) ระหว่างเดือนมกราคม-มิถุนายน พ.ศ. 2565

Certificate of Instrument for Environment Quality Analysis.

No.	Instrument/Equipment	Parameter	Manufacturer	Model/Serial No.	Calibrator	Certification No.	Date of Calibration	Due date of Calibration*	Remark
Instrument for Air Quality Analysis.									
1	Analytical Balance (Readability 0.1 mg)	ปริมาณฝุ่นละอองแขวนลอยทั้งหมด (TSP), ฝุ่นละอองขนาดเล็กเกิน	Mettler-Toledo	AB204-S / 1128312528	National Food Institute, Ministry of Industry, Thailand	2200704-001-01	24 Nov 21	23 Nov 22	-
2	Analytical Balance (Readability 0.1 mg)	10 ไมครอน (PM10)	Mettler-Toledo	AB204-S/FACT / B108115858	National Food Institute, Ministry of Industry, Thailand	2102572-001-01	26 Apr 21	25 Apr 22	-
Instrument for Water Quality Analysis.									
1	pH Meter	ความเป็นกรด-ด่าง (pH at 25 °C)	Mettler-Toledo	Seven Easy S20 / 123052512	National Food Institute, Ministry of Industry, Thailand	2101930-001-01	17 Mar 21	16 Mar 22	-
2	pH Meter		Hanna Instrument	HI2211 / 8165345	National Food Institute, Ministry of Industry, Thailand	2102015-001-01	17 Mar 21	16 Mar 22	-
3	Turbidity Meter	ความขุ่น (Turbidity)	Oakton	T100IR / 1120501017	Technology Promotion Association (Thailand-Japan)	21CH1017	17 Aug 21	16 Aug 22	-
4	Analytical Balance (Readability 0.01 mg)	ปริมาณสารแขวนลอยทั้งหมด (Total Suspended Solids)	Mettler-Toledo	XSR205DU / C009071872	Calibration Laboratory Mettler-Toledo (Thailand) Limited	2102573-001-01	26 Apr 21	25 Apr 22	-
5	Hot Air Oven	ปริมาณมวลสารทั้งหมดที่ละลายได้ (Total Dissolved Solids)	Memmert	UF55 / B212.0411	Technology Promotion Association (Thailand-Japan)	21TM813	21 Apr 21	20 Apr 22	-
6	UV-VIS Spectrophotometer	ซัลเฟต (Sulfate; SO4)	Agilent Technologies	Cary60 G6860A / MY15410009	DQE Services Co.,Ltd.	SP21-015	29 May 21	28 May 22	-
7	UV-VIS Spectrophotometer		Hitachi	U-1900 / 2021-064	DQE Services Co.,Ltd.	SP21-008	25 Jan 22	24 Jan 23	-
8	Atomic Absorption Spectrometer (AAS)	ปริมาณเหล็กทั้งหมด (Total Iron; สารหนู (Arsenic; As) แคดเมียม (Cadmium; Cd) ตะกั่ว (Lead; Pb)	Agilent Technologies	System ID:G8432A AA240FS / MY13160001	Thailand Institute of Scientific and Technological Research (TISTR).	MTC.ACL. No. 335/64	4 Feb 22	3 Feb 23	-

Due Date of Calibration* : Based on the annual calibration plan. At least 1 time per year.

Mettler-Toledo (Thailand) Ltd.
846/4 - 846/5 Lasalle Rd., Bangna Tai Sub-District
Bangna District, Bangkok 10260
+66 2723 3382
MT-TH.ServiceSupport@mt.com



Accuracy Calibration Certificate

Customer

Company: United Analyst and Engineering Consultant Co., Ltd.
Address: 3 Soi Udom Suk 41, Sukhumvit Rd., Bang Chak
City: Phra Khanong Contact: Suwit Chotnok
Zip / Postal: 10260
State / Province: Bangkok
Order Number: 

Weighing Device

Manufacturer: Mettler Toledo Instrument Type: Weighing Instrument
Model: AB204-S Asset Number: UAE.AIR.019/2550
Serial No.: 1128312528 Terminal Model: N/A
Building: N/A Terminal Serial No.: N/A
Floor: 2 Terminal Asset No.: N/A
Room: Balance Room 2 (206)

Range	Max. Capacity	Readability (d)
1	220 g	0.0001 g

Procedure

Calibration Guideline: EURAMET cg-18 v. 4.0 (11/2015)
METTLER TOLEDO Work Instruction: CP/W02/20

This calibration certificate contains measurements for As Found calibration. No As Left calibration was performed because the device was not modified after As Found calibration. Therefore, results for As Left correspond to As Found.

The sensitivity span of the weighing instrument was adjusted before calibration with a built-in weight.

In accordance with EURAMET cg-18 (11/2015), the test loads were selected to reflect the specific use of the weighing device or to accommodate specific calibration conditions.

	Temperature		Humidity	
As Found	Start: 22.5 °C	End: 21.4 °C	Start: 56.1 %	End: 63.2 %

As Found Calibration Date: 07-Apr-2022
As Left Calibration Date: N/A
Issue Date: 08-Apr-2022
Calibrator: 
Approved Signatory: 
☒ Kassakorn Tassanachaisakul
☐ Santi Jitriyom
☐ Surachet Sukkate

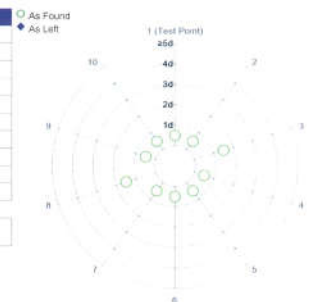
เอกสารไม่ควบคุม

Measurement Results

Repeatability

Test Load: 100 g

	As Found	As Left
1	99.9999 g	N/A
2	100.0000 g	N/A
3	99.9998 g	N/A
4	100.0000 g	N/A
5	99.9999 g	N/A
6	100.0000 g	N/A
7	99.9999 g	N/A
8	100.0001 g	N/A
9	99.9999 g	N/A
10	100.0000 g	N/A
Standard Deviation	0.00008 g	N/A



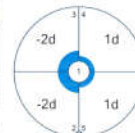
The "d" in the graph represents the readability of the range interval in which the test was performed.

The results of this graph are based upon the absolute values of the differences from the mean value.

Eccentricity

Test Load: 100 g

Position	As Found	As Left
1	100.0000 g	N/A
2	99.9998 g	N/A
3	99.9998 g	N/A
4	100.0001 g	N/A
5	100.0001 g	N/A
Maximum Deviation	0.0002 g	N/A



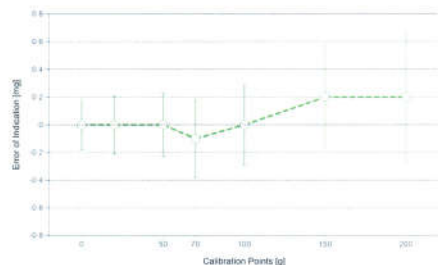
As Found

The "d" in the graph represents the readability of the range interval in which the test was performed.

เอกสารไม่ควบคุม

Error of Indication

As Found	Reference Value	Indication	Error of Indication	Expanded Uncertainty	k
1	0.0000 g	0.0000 g	0.0000 g	0.18 mg	2
2	0.1000 g	0.1000 g	0.0000 g	0.19 mg	2
3	1.0000 g	0.9999 g	-0.0001 g	0.19 mg	2
4	5.0000 g	5.0000 g	0.0000 g	0.19 mg	2
5	10.0000 g	9.9999 g	-0.0001 g	0.20 mg	2
6	20.0000 g	20.0000 g	0.0000 g	0.21 mg	2
7	50.0000 g	50.0000 g	0.0000 g	0.23 mg	2
8	70.0001 g	70.0000 g	-0.0001 g	0.28 mg	2
9	100.0000 g	100.0000 g	0.0000 g	0.29 mg	2
10	150.0000 g	150.0002 g	0.0002 g	0.40 mg	2
11	200.0001 g	200.0003 g	0.0002 g	0.46 mg	2



For improved legibility of the graph only increasing measurement points are shown and measurement points close to zero are not displayed.

The uncertainty stated is the expanded uncertainty at calibration obtained by multiplying the standard combined uncertainty by the coverage factor k - which can be larger than 2 according to EURAMET cg-18. The value of the measurand lies within the assigned range of values with a probability of approximately 95%.

The user is responsible for maintaining environmental conditions and the settings of the weighing instrument when it was calibrated.

Test Equipment

All weights used for metrological testing are traceable to national or international standards. The weights were calibrated and certified by an accredited calibration laboratory.

Weight Set 1: OIML E2

Weight Set No.: W580 Date of Issue: 23-Feb-2022
Certificate Number: C208581631 Calibration Due Date: 14-Aug-2023

Thermo Hygrometer

Equipment No.: IN161 Date of Issue: 14-Jun-2021
Certificate Number: 21H1220 Calibration Due Date: 01-Jun-2022

เอกสารไม่ควบคุม

Remarks

Equipment condition: Good
Next calibration according to customer's procedure
Calibration data not decide by calibration laboratory
Test weight by Filler pan : 1 g = 0.9999 g, 3 g = 3.0000 g, 5 g = 5.0000 g

End of Accredited Section

The information below and any attachments to this calibration certificate are not part of the accredited calibration.

เอกสารไม่ควบคุม

Measurement Uncertainty of the Weighing Instrument in Use

Stated is the expanded uncertainty with $k=2$ in use. The formula shall be used for the estimation of the uncertainty under consideration of the errors of indication. The value R represents the net load indication in the unit of measure of the device.

Temperature coefficient for the evaluation of the measurement uncertainty in use: $3.0 \cdot 10^{-5} / K$

Temperature range on site for the evaluation of the measurement uncertainty in use: $3 K$

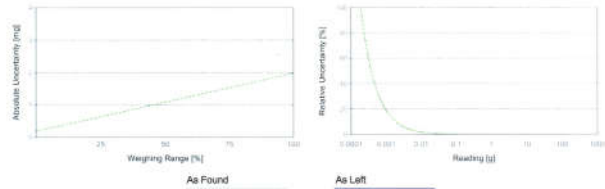
Linearization of Uncertainty Equation

Range	As Found	As Left
d Max		
1 0.0001 g 220 g	$U_1 = 0.19 \text{ mg} + 0.00817 \text{ mg/g} \cdot R$	N/A

To optimize the stability of the linearization, besides of the zero load only increasing measurement points with a test load of 5% of the measurement range or larger are taken for the calculation of the linear equation.

Absolute and Relative Measurement Uncertainty in Use for Various Net Indications (Examples)

Net Indication	As Found	As Left
0.0220 g	0.19 mg	N/A
0.2200 g	0.19 mg	N/A
2.2000 g	0.21 mg	N/A
22.0000 g	0.37 mg	N/A
220.0000 g	2.0 mg	N/A



เอกสารไม่ควบคุม

Mettler-Toledo (Thailand) Ltd.
846/4 - 846/5 Lasalle Rd., Bangna Tai Sub-District
Bangna District, Bangkok 10260
+66 2723 6382
MT-TH.ServiceSupport@mt.com



Accuracy Calibration Certificate

Customer

Company: United Analyst and Engineering Consultant Co., Ltd.
Address: 3 Soi Udom Suk 41, Sukhumvit Rd., Bang Chak
City: Phra Khanong Contact: Suwit Chotnolk
Zip / Postal: 10260
State / Province: Bangkok
Order Number:

Weighing Device

Manufacturer: Mettler Toledo Instrument Type: Weighing Instrument
Model: AB204-S/FACT Asset Number: UAE.AIR.0162555
Serial No.: B108115858 Terminal Model: N/A
Building: N/A Terminal Serial No.: N/A
Floor: 2 Terminal Asset No.: N/A
Room: Balance Room 2 (208)

Range	Max. Capacity	Readability (d)
1	220 g	0.0001 g

Procedure

Calibration Guideline: EURAMET cg-18 v. 4.0 (11/2015)
Mettler Toledo Work Instruction: CIP/W002/20

This calibration certificate contains measurements for As Found and As Left calibrations.

The sensitivity/span of the weighing instrument was adjusted before As Found and As Left calibrations with a built-in weight. In accordance with EURAMET cg-18 (11/2015), the test loads were selected to reflect the specific use of the weighing device or to accommodate specific calibration conditions.

	Temperature	Humidity
As Found	Start: 22.6 °C End: 22.1 °C	Start: 56.0 % End: 51.9 %
As Left	Start: 22.3 °C End: 22.4 °C	Start: 46.2 % End: 55.8 %

As Found Calibration Date: 07-Apr-2022
As Left Calibration Date: 07-Apr-2022
Issue Date: 08-Apr-2022
Calibrator: Sirawit Chamchan
Approved Signatory: Sirawit Chamchan

☒ Kasakorn Teisanacharasakul
☐ Santi Jitinyom
☐ Surachet Sukkate

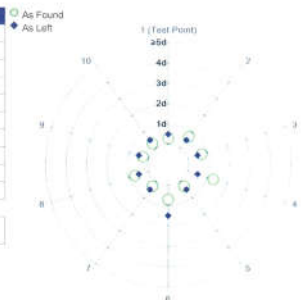
เอกสารไม่ควบคุม

Measurement Results

Repeatability

Test Load: 100 g

	As Found	As Left
1	100.0005 g	99.9999 g
2	100.0004 g	100.0000 g
3	100.0004 g	99.9999 g
4	100.0006 g	100.0000 g
5	100.0005 g	99.9999 g
6	100.0004 g	99.9998 g
7	100.0005 g	100.0000 g
8	100.0004 g	100.0000 g
9	100.0005 g	100.0000 g
10	100.0005 g	100.0000 g
Standard Deviation	0.00007 g	0.00007 g

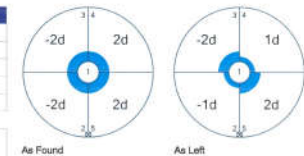


The "1" in the graph represents the readability of the range/interval in which the test was performed.
The results of this graph are based upon the absolute values of the differences from the mean value.

Eccentricity

Test Load: 100 g

Position	As Found	As Left
1	100.0005 g	100.0000 g
2	100.0003 g	99.9999 g
3	100.0003 g	99.9998 g
4	100.0007 g	100.0001 g
5	100.0007 g	100.0002 g
Maximum Deviation	0.0002 g	0.0002 g



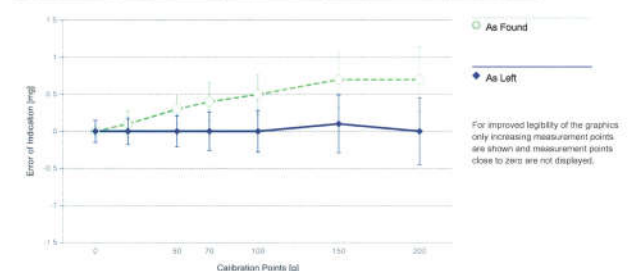
The "1" in the graph represents the readability of the range/interval in which the test was performed.

เอกสารไม่ควบคุม

Error of Indication

As Found	Reference Value	Indication	Error of Indication	Expanded Uncertainty	k
1	0.0000 g	0.0000 g	0.0000 g	0.15 mg	2
2	0.1000 g	0.1001 g	0.0001 g	0.16 mg	2
3	1.0000 g	0.9999 g	-0.0001 g	0.16 mg	2
4	5.0000 g	5.0000 g	0.0000 g	0.16 mg	2
5	10.0000 g	10.0001 g	0.0001 g	0.17 mg	2
6	20.0000 g	20.0001 g	0.0001 g	0.18 mg	2
7	50.0000 g	50.0003 g	0.0003 g	0.20 mg	2
8	70.0001 g	70.0005 g	0.0004 g	0.26 mg	2
9	100.0000 g	100.0005 g	0.0005 g	0.27 mg	2
10	150.0000 g	150.0007 g	0.0007 g	0.38 mg	2
11	200.0001 g	200.0008 g	0.0007 g	0.44 mg	2

As Left	Reference Value	Indication	Error of Indication	Expanded Uncertainty	k
1	0.0000 g	0.0000 g	0.0000 g	0.15 mg	2
2	0.1000 g	0.1000 g	0.0000 g	0.16 mg	2
3	1.0000 g	0.9999 g	-0.0001 g	0.17 mg	2
4	5.0000 g	5.0000 g	0.0000 g	0.17 mg	2
5	10.0000 g	10.0000 g	0.0000 g	0.18 mg	2
6	20.0000 g	20.0000 g	0.0000 g	0.18 mg	2
7	50.0000 g	50.0000 g	0.0000 g	0.21 mg	2
8	70.0001 g	70.0001 g	0.0000 g	0.26 mg	2
9	100.0000 g	100.0000 g	0.0000 g	0.28 mg	2
10	150.0000 g	150.0001 g	0.0001 g	0.38 mg	2
11	200.0001 g	200.0001 g	0.0000 g	0.45 mg	2



The uncertainty stated is the expanded uncertainty at calibration obtained by multiplying the standard combined uncertainty by the coverage factor k - which can be larger than 2 according to EURAMET cg-18. The value of the measurand lies within the assigned range of values with a probability of approximately 95%.

The user is responsible for maintaining environmental conditions and the settings of the weighing instrument when it was calibrated.

เอกสารไม่ควบคุม

Test Equipment

All weights used for metrological testing are traceable to national or international standards. The weights were calibrated and certified by an accredited calibration laboratory.

Weight Set 1: OIML E2

Weight Set No.: WS80 Date of Issue: 23-Feb-2022
Certificate Number: C208581631 Calibration Due Date: 14-Aug-2023

Thermo Hygrometer

Equipment No.: IN161 Date of Issue: 14-Jun-2021
Certificate Number: 21H1226 Calibration Due Date: 01-Jun-2022

Remarks

FACT adjustment functionality activated
Value of the built-in weight adjusted
Equipment condition: Good
Next calibration according to customer's procedure
Calibration data not decide by calibration laboratory
Test weight by Filter pan: 1 g = 1.0000 g, 3 g = 3.0000 g, 5 g = 5.0000 g

End of Accredited Section

The information below and any attachments to this calibration certificate are not part of the accredited calibration.

เอกสารไม่ควบคุม

Measurement Uncertainty of the Weighing Instrument in Use

Stated is the expanded uncertainty with $k=2$ in use. The formula shall be used for the estimation of the uncertainty under consideration of the errors of indication. The value R represents the net load indication in the unit of measure of the device.

Temperature coefficient for the evaluation of the measurement uncertainty in use: $2.5 \cdot 10^{-6} / K$
Temperature range on site for the evaluation of the measurement uncertainty in use: 3 K

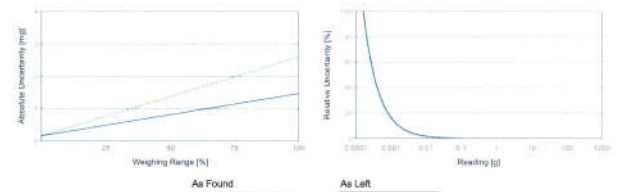
Linearization of Uncertainty Equation

	Range		As Found	As Left
	d	Max		
1	0.0001 g	220 g	$U_1 = 0.16 \text{ mg} + 0.0111 \text{ mg/g} \cdot R$	$U_1 = 0.16 \text{ mg} + 0.00592 \text{ mg/g} \cdot R$

To optimize the stability of the linearization, besides of the zero load only increasing measurement points with a test load of 5% of the measurement range or larger are taken for the calculation of the linear equation.

Absolute and Relative Measurement Uncertainty in Use for Various Net Indications (Examples)

Net Indication	As Found	As Left
0.0220 g	0.16 mg 0.73%	0.16 mg 0.73%
0.2200 g	0.16 mg 0.074%	0.16 mg 0.073%
2.2000 g	0.16 mg 0.0084%	0.17 mg 0.0079%
22.0000 g	0.40 mg 0.0018%	0.29 mg 0.0013%
220.0000 g	2.6 mg 0.0012%	1.5 mg 0.0008%



เอกสารไม่ควบคุม

Calibration Certificate

Certificate No.: 2203527-001-01
Client name: UNITED ANALYST AND ENGINEERING CONSULTANT CO., LTD.
Address: 3 Soi Udomsuk 41, Sukhumvit Road,
Bangchack, Prakhonong, Bangkok 10260

Page 1 of 5

Equipment: pH Meter
Manufacturer: METTLER TOLEDO
Model: Seven Compact S220
Serial No.: C113432421
ID No.: UAE-WAT.009/2564
Order No.: 2203527
Operation No.: 2203527-001
Date of Receipt: 30 June 2022
Date of Calibration: 5 July 2022

Calibrated by: Mr. Worapob Sookong, Scientist
Approved by: (Mr. Pheraphat Tuanjit), Manager, Division of Calibration Laboratory
Date of Issue: 5 July 2022
Responsible for the Technical Management Team

The uncertainties are for a confidence probability of approximately 95%.

This Certificate is issued in accordance with the conditions of accreditation granted by the Thai Laboratory Accreditation Scheme which has assessed the measurement capability of the laboratory and its traceability to recognized national standards and to the units of measurement realized at the corresponding national standards laboratory. This certificate may not be reproduced other than in full, except with the prior written approval of the National Food Institute.

F-CS-009 Revision: 01 Date: 20-04-65

Calibration Report

Certificate No.: 2203527-001-01
Equipment: pH Meter
Resolution: 0.01 pH ; 1 mV
Manufacturer: METTLER TOLEDO
Model: Seven Compact S220
Serial No.: C113432421
Type: Bench top
ID No.: UAE-WAT.009/2564

Date of Calibration: 5 July 2022 Page 2 of 5

Location: Calibration Laboratory, National Food Institute
Environment Condition: Ambient Temperature: (23.5 ± 1.5) °C. Relative Humidity: (53 ± 5) %
Condition of Equipment: Good Condition

Condition of this Results of Calibration

1. Calibration Method: In house method: W-CO-002 based on direct measurement by using standard voltage calibrator and certified reference material (CRM)

2. Reference Standards / Certified Reference Material

Instruments	Serial / ID No.	Manufacturer	Certificate No.	Due Date
2.1 DC Voltage Calibrator	2709007	Fluke	22E1958	17 June 2023
2.2 Digital Thermometer	2709007	Fluke	CC-440599-01	30 October 2022
2.3 Thermo-Hygro Meter	NFLBTH00518	PONPE	QR22-0351	18 February 2023
Certified Reference Material	Lot No.	Manufacturer	Ref. N	Expiry Date
2.4 pH buffer 4.008 (Primary pH buffer Solution)	805203	CPAchem	PH216.LS	21 April 2024
2.5 pH buffer 6.865 (Primary pH buffer Solution)	805204	CPAchem	PH217.LS	21 April 2024
2.6 pH buffer 10.01 (Primary pH buffer Solution)	805205	CPAchem	PH220.LS	21 April 2023
2.7 pH buffer 7.00 (Standard pH buffer Solution)	805206	CPAchem	PH107.LS	21 April 2023

3. This certification is traceable to The International System of Unit (SI Unit)
3.1 Instruments No.2.1 through NSC-TIS-17025 Laboratory Accreditation of Calibration No.0075
3.2 Instruments No.2.2 through NSC-TIS-17025 Laboratory Accreditation of Calibration No.0061
3.3 Instruments No.2.3 through NSC-TIS-17025 Laboratory Accreditation of Calibration No.0292
3.4 Certified Reference Material No. 2.4 to 2.6 traceable to Primary measurement method: Harned cell using calibrated thermometer, barometer, and nanovoltmeter. The Standard Solution preparation and certified by CPAchem Ltd is accredited to ISO 17034 and ISO/IEC 17025
3.5 Certified Reference Material No.2.7 traceable to BIM RefN H-27 LoN 04.06.2021; BIM RefN H-28 LoN 28.05.2021; BIM RefN H-27 LoN 04.06.2021; BIM RefN H-28 LoN 28.05.2021, the Standard Solution preparation and certified by CPAchem Ltd is accredited to ISO 17034 and ISO/IEC 17025
4. This certificate was certified only for the instrument we calibrated.
5. This result of calibration was found accurate as shown on date and place of calibration only.

F-CS-012 Revision: 01 Date: 20-04-65

Calibration Report

Certificate No.: 2203527-001-01
Equipment: pH Meter
Resolution: 0.01 pH ; 1 mV
Manufacturer: METTLER TOLEDO
Model: Seven Compact S220
Serial No.: C113432421
Type: Bench top
ID No.: UAE.WAT.009/2564

Date of Calibration: 5 July 2022 **Page 3 of 5**

1. Calibration of pH Meter (Manual Temperature Compensation at 25 °C)

Nominal pH	DC Voltage Standard (mV)	Average Indicator Reading		Uncertainty (±mV)	Coverage Factor (k)
		mV	pH		
0	434.117	414	0.00	0.58	2.00
2	295.811	286	2.00	0.58	2.00
4	177.482	177	4.00	0.58	2.00
6	59.159	59	6.00	0.58	2.00
7	-0.001	0	7.00	0.58	2.00
8	-59.159	-59	8.00	0.58	2.00
10	-177.482	-177	10.00	0.58	2.00
12	-295.812	-296	12.00	0.58	2.00
14	-434.119	-414	14.00	0.58	2.00

2. Calibration of pH Meter with Electrode (Manual Temperature Compensation at 25 °C)

Equipment: pH Electrode
Type: Combined Electrode
Manufacturer: METTLER TOLEDO
Model: InLab Expert Pro-ISM
Serial No.: 2210418
ID No.: N/A

Performance of Electrode system (Three-Point Calibration at pH4, pH7 and pH10)

Certified Value @25 °C (pH)	Average Indicator Reading		Relative Slope (%)	Uncertainty (± pH)	Coverage Factor (k)
	pH	mV			
4.008	4.010	182	-	0.0071	2.00
9.885	8.850	14	100.0	0.0075	2.00
10.008	10.010	-169	97.9	0.0093	2.00
9.985	8.990	6	-	0.0087	2.00

F-CS-012 Revision: 01 Date: 20-04-65

เอกสารไม่ควบคุม

Calibration Report

Certificate No.: 2203527-001-01
Equipment: Digital Thermometer with RTD
Resolution: 0.1 °C
Model: Seven Compact S220
Serial No.: C113432421
ID No.: UAE.WAT.009/2564
Manufacturer: METTLER TOLEDO

Date of Calibration: 5 July 2022 **Page 5 of 5**

Calibration point: 15.0, 25.0 and 35.0 °C

Calibration result:

- The probe was immersed in liquid bath or dry bath to a minimum depth of 120 mm.
- Description of probe, model : - S/N : -
- Dimension of probe : Diameter 9 mm., Length 120 mm.,
- Sheath material : Stainless Steel

UUC* Reading (°C)	Standard Temperature (°C)	Correction Value (°C)	Uncertainty ± (°C)
15.1	15.038	- 0.1	0.12
25.1	25.038	- 0.1	0.12
35.2	35.024	- 0.2	0.12

Note

- UUC* : Unit Under Calibration

The report uncertainty of measurement was based on standard uncertainty multiplied by coverage factor k= 2, providing a level of confidence of approximately 95 %.

***** End *****

F-CS-012 Revision: 01 Date: 20-04-65

เอกสารไม่ควบคุม

Calibration Report

Certificate No.: 2203527-001-01
Equipment: Digital Thermometer with RTD
Resolution: 0.1 °C
Model: Seven Compact S220
Serial No.: C113432421
ID No.: UAE.WAT.009/2564
Manufacturer: METTLER TOLEDO

Date of Calibration: 5 July 2022 **Page 4 of 5**

Location: Calibration Laboratory, National Food Institute

Environment Condition: Ambient Temperature 25 °C ± 1 °C
Relative Humidity 48 % ± 3 %

Condition of this results of Calibration:

1. Calibration Method : - In house method: W-TE-025 by comparison with standard thermometer.
- The Calibration is determined by comparing with a known temperature from a standard resistance thermometer.
- The temperature scale in use at this laboratory is the International Temperature scale of 1990 (ITS-90).

2. Reference Standard Instrument :

Instrument	Model	Serial No.	Certificate No.	Due Date	Through
HANDHELD THERMOMETER	1521	A85997	TE 650057-01	10-Dec-22	NATIONAL FOOD INSTITUTE
Platinum Resistance Thermometer (PRT)	385	509201			

Support Equipment : - Low Temperature Bath (ISOCAL-6), Model: Europa-6 Plus Basic, S/N: 341592/2

3. This certificate is traceable to International System of Units (SI Units).
4. This certificate was certified only for the instrument we calibrated.
5. This result of calibration was found accurate as shown on date and place of calibration only.
6. Condition of Calibrated item : Good
7. Result of Calibration : ☒ Without adjustment ☐ After adjustment

F-CS-012 Revision: 01 Date: 20-04-65

เอกสารไม่ควบคุม

Calibration Certificate

Certificate No.: 2202097-001-01
Client name: UNITED ANALYST AND ENGINEERING CONSULTANT CO.,LTD.
Address: 3 Soi Udomsak 41, Sukhumvit Road, Bangchack, Prakanong, Bangkok 10260

Equipment: pH Meter

Manufacturer: HANNA INSTRUMENTS

Model: HI 2211

Serial No.: 08165345

ID No.: UAE.WAT.004/2556

Order No.: 2202097

Operation No.: 2202097-001

Date of Receipt: 11 March 2022

Date of Calibration: 16 March 2022

Calibrated by Mr.Manas Somsak
Specialist

Approved by (Mr.Pheraphat Tuanjit)
Manager, Division of Calibration Laboratory
Responsible for the Technical Management Team

Date of Issue: 21 March 2022

The uncertainties are for a confidence probability of approximately 95%.

This Certificate is issued in accordance with the conditions of accreditation granted by the Thai Laboratory Accreditation Scheme which has assessed the measurement capability of the laboratory and its traceability to recognized national standards and to the units of measurement realized at the corresponding national standards laboratory. This certificate may not be reproduced other than in full except with the prior written approval of the National Food Institute.

F-CS-009 Revision: 00 Date: 14-12-61

เอกสารไม่ควบคุม

Calibration Report

Certificate No.: 220297-001-01
Equipment: pH Meter
Resolution: 0.01 pH ; 0.1 mV
Manufacturer: HANNA INSTRUMENTS Model: HI 2211
Serial No.: 08165345 Type: Bench top
ID No.: UAE.WAT.0042556

Date of Calibration: 16 March 2022 Page 2 of 5

Location: Chemical Calibration Laboratory, National Food Institute
Environment Condition: Ambient Temperature: (23.0 ± 1.5) °C Relative Humidity: (45.5 ± 5) %
Condition of Equipment: Good Condition
Condition of this Results of Calibration

1. Calibration Method: In house method : W-CC-002 based on direct measurement by using standard voltage calibrator and certified reference material (CRM)

2. Reference Standards / Certified Reference Material

Instruments	Serial / ID No.	Manufacturer	Certificate No.	Due Date
2.1 DC Voltage Calibrator	2709007	Fluke	SC-21F-0687	24 June 2022
2.2 Digital Thermometer	2709007	Fluke	CC-640599-01	30 October 2022
2.3 Thermo-Hygro Meter	asa JSL BTH 005/58	PONPE	GR21-2787	15 November 2022

Certified Reference Material	Lot No.	Manufacturer	Ref N	Expiry Date
2.4 pH buffer 4.005 (Primary pH buffer Solution)	780012	CPAchem	PH216.L5	21 November 2023
2.5 pH buffer 6.865 (Primary pH buffer Solution)	780013	CPAchem	PH217.L5	21 November 2023
2.6 pH buffer 10.01 (Primary pH buffer Solution)	780015	CPAchem	PH220.L5	21 November 2022
2.7 pH buffer 7.00 (Standard pH buffer Solution)	776840	CPAchem	PH107.L5	8 November 2022

3. This certification is traceable to The International System of Unit (SI Unit)

- 3.1 Instruments No.2.1 through NSC-TISI-TIS 17025 Laboratory Accreditation of Calibration No.0075
- 3.2 Instruments No.2.2 through NSC-TISI-TIS 17025 Laboratory Accreditation of Calibration No.0061
- 3.3 Instruments No.2.3 through NSC-TISI-TIS 17025 Laboratory Accreditation of Calibration No.0292
- 3.4 Certified Reference Material No. 2.4 to 2.6 traceable to Primary measurement method- Harned cell using calibrated thermometer, barometer, and nanovoltmeter. The Standard Solution preparation and certified by CPAchem Ltd is accredited to ISO 17034 and ISO/IEC 17025
- 3.5 Certified Reference Material No. 2.7 traceable to BHM RefN HI-7 Loth 30.04.2020; BHM RefN HI-9 Loth 28.05.2020; BHM RefN HI-8 Loth 30.04.2020; BHM RefN HI-10 Loth 28.05.2020. The Standard Solution preparation and certified by CPAchem Ltd is accredited to ISO 17034 and ISO/IEC 17025

4. This certificate was certified only for the instrument we calibrated.

5. This result of calibration was found accurate as shown on date and place of calibration only.

F-CS-012 Revision: 00 Date: 14-12-61

เอกสารไม่ควบคุม

Calibration Report

Certificate No.: 220297-001-01
Equipment: pH Meter
Resolution: 0.01 pH ; 0.1 mV
Manufacturer: HANNA INSTRUMENTS Model: HI 2211
Serial No.: 08165345 Type: Bench top
ID No.: UAE.WAT.0042556

Date of Calibration: 16 March 2022 Page 3 of 5

Calibration Results: 1. Calibration of pH Meter (Manual Temperature Compensation at 25 °C)

Nominal pH	DC Voltage Standard (mV)	Average Indicator Reading		Uncertainty (±mV)	Coverage Factor (k)
		mV	pH		
0	414.117	414	0.90	0.58	2.00
2	295.811	295.7	2.00	0.063	2.00
4	177.462	177.4	4.00	0.063	2.00
6	59.159	59.2	6.00	0.063	2.00
7	-0.001	0.1	7.00	0.063	2.00
8	-59.155	-59.1	8.00	0.063	2.00
10	-177.463	-177.3	10.00	0.063	2.00
12	-295.812	-295.6	12.00	0.063	2.00
14	-414.119	-414	14.00	0.58	2.00

2. Calibration of pH Meter with Electrode (Manual Temperature Compensation at 25 °C)

Equipment: pH Electrode Type: Combined Electrode
Manufacturer: METTLER TOLEDO Model: LE420
Serial No.: 1142602 ID No.: N/A

Performance of Electrode system (Three-Point Calibration at pH4, pH7 and pH10)

Certified Value (25 °C pH)	Average Indicator Reading		Relative Slope (%)	Uncertainty (± pH)	Coverage Factor (k)
	pH	mV			
4.008	4.01	180.5	99.3	0.0071	2.00
6.866	6.87	12.5	-	0.0074	2.00
10.018	10.01	-171.5	99.1	0.0090	2.00
6.883	6.86	5.2	-	0.0092	2.00

F-CS-012 Revision: 00 Date: 14-12-61

เอกสารไม่ควบคุม

Calibration Report

Certificate No.: 220297-001-01
Equipment: Digital Thermometer with RTD (pH Meter)
Resolution: 0.1 °C Model: HI 2211
Serial No.: 08165345 ID No.: UAE.WAT.0042556
Manufacturer: HANNA INSTRUMENTS

Date of Calibration: 16 March 2022 Page 4 of 5

Location: Chemical Calibration Laboratory, National Food Institute.

Environment Condition: Ambient Temperature (23.0 ± 1.0) °C
Relative Humidity (50 ± 4) %

Condition of this results of Calibration:

- 1. Calibration Method : - In house method: W-TE-025 by comparison with standard thermometer.
- The Calibration is determined by comparing with a known temperature from a standard resistance thermometer.
- The temperature scale in use at this laboratory is the International Temperature scale of 1990 (ITS-90).

2. Reference Standard Instrument :

Instrument	Model	Serial No.	Certificate No.	Due Date	Through
HANDHELD THERMOMETER	1523	2118154	PSL-T 0651164	24-Jun-22	TISTR
Platinum Resistance Thermometer (PRT)	5627A	877332			

Support Equipment : - Low Temperature Bath (SDCAL-6), Model: Europa-6 Plus Basic, S/N: 341592/2

3. This certificate is traceable to International System of Units (SI Units).

4. This certificate was certified only for the instrument we calibrated.

5. This result of calibration was found accurate as shown on date and place of calibration only.

6. Condition of Calibrated item : Good

7. Result of Calibration : ☒ Without adjustment ☐ After adjustment

F-CS-012 Revision: 00 Date: 14-12-61

เอกสารไม่ควบคุม

Calibration Report

Certificate No.: 220297-001-01
Equipment: Digital Thermometer with RTD (pH Meter)
Resolution: 0.1 °C Model: HI 2211
Serial No.: 08165345 ID No.: UAE.WAT.0042556
Manufacturer: HANNA INSTRUMENTS

Date of Calibration: 16 March 2022 Page 5 of 5

Calibration point: 15.0, 25.0 and 35.0 °C

Calibration result:

- The probe was immersed in liquid bath or dry bath to a minimum depth of 100 mm.
- Description of probe, model : N/A S/N : N/A
- Dimension of probe : Diameter 3.5 mm, Length 100 mm.
- Sheath material : Stainless Steel

UUC* Reading (°C)	Standard Temperature (°C)	Correction Value (°C)	Uncertainty ± (°C)
15.0	15.001	0.0	0.099
25.0	25.002	0.0	0.099
35.0	35.002	0.0	0.099

* UUC* : Unit Under Calibration

The report uncertainty of measurement was based on standard uncertainty multiplied by coverage factor k = 2, providing a level of confidence of approximately 95 %.

----- End -----

F-CS-012 Revision: 00 Date: 14-12-61

เอกสารไม่ควบคุม



Certificate of Calibration

Cert.No.: 21CH1017
Page.: 1 of 2

Equipment : Turbidity Meter
Manufacturer : Oakton
Model : T100IR
Serial No. : 1120501017
ID. No. : UAE.WAT.056/2563
Condition As-Received : Used Item
Received Date : 09 August 2021
Calibration Date : 17 August 2021
Reference : 2108-0201WSC-1
Submitted by : United Analyst and Engineering Consultant Co., Ltd.
3 Soi Udomsuk 41, Sukhumvit Road, Bangchak,
Phrakhanong, Bangkok 10260
Ambient Temperature : (25 ± 2.5) °C
Relative Humidity : (50 ± 20) %
Calibration Procedure : In - house method : CP-CH11
based on direct measurement by
using Formazin standard solution

Calibrated by : Walalak Sirithean

Approved by :
Approved Signatory

() Malee Butkruea
() Sathip Meangmai
() Warakorn Lemgagtrakul

Issue Date : 23 August 2021

The Uncertainties are for a confidence probability of approximately 95%.

This certificate may not be reproduced other than in full, except with the prior written approval of the head of Calibration and Testing Equipment Services.

เอกสารไม่ควบคุม



Condition of this calibration result

1. Reference Standard Instruments :
This certification is traceable to the International System of unit (SI unit) through Technology Promotion Association (Thailand-Japan).

Instruments	Serial No.	ID No.	Certificate No.	Due date
1) Thermo-Hygrograph	1103328	130EC010	21H1462	27 June 2022
2) Electronic Balance	1126143764	140RC004	20MM595	27 Sep 2021

2. Standard Material : The Formazin suspension has been prepared gravimetric from

Material	Manufacturer	Lot No.	Assay
1) Hexamethylenetetramine	HIMEDIA	0000343342	99.5%
2) Hydrazinium Sulfate	HIMEDIA	0000332928	99.2%

3. This certificate is valid only to the item calibrated on date and place of calibration.

Calibration result

Performing five - Formazin suspension standard curve by using 0,20,100,400,800 NTU
Turbidity Meter Serial Number : 1120501017

Standard Formazine suspension (NTU)	UUC* Reading (NTU)	Uncertainty of Measurement (± NTU)	Coverage Factor k
0	0.00	0.0062	2.00
20	20.2	0.39	2.00
100	101	0.72	2.00
400	403	1.5	2.09
800	803	2.1	2.13

Remark : - UUC* = Unit Under Calibration
- NTU = Nephelometric Turbidity Units

The reported uncertainty of measurement was based on a standard uncertainty multiplied by a coverage factor k, providing a level of confidence of approximately 95 %.

-000-

เอกสารไม่ควบคุม



Cert.No.: 22MM210
Page.: 1 of 3

Certificate of Calibration

Equipment : Electronic Balance
Manufacturer : Mettler Toledo
Model : XSR205
Serial No. : C009071872
ID No. : UAE.WAO.012/2563
Submitted by : United Analyst and Engineering Consultant Co., Ltd.
3 Soi Udomsuk 41, Sukhumvit Road,
Bangchak, Phakhanong,
Bangkok 10260
Location : Balance Room
Received order : 26 April 2022
Calibration Date : 26 April 2022
Ambient Temperature : 15 °C to 40 °C
Relative Humidity : 30 % to 90 %

Calibrated by : Kunchit Promprat

Approved by :
Approved Signatory

() Pornthippa Tameyakul
() Malee Butkruea
() Suwit Imjai

Issue Date : 29 April 2022

The Uncertainties are for a confidence probability of approximately 95%.

This certificate may not be reproduced other than in full, except with the prior written approval of the head of Corporate Services 3: Equipment Calibration and Testing Services.

เอกสารไม่ควบคุม



Equipment : Electronic Balance
Condition As-Received : Used Item
Reference : 2204-0542OC-1

Cert.No.: 22MM210
Page: 2 of 3

Procedure used :-

Calibration were conducted using in-house calibration procedure CP-OB01 according to direct measurement method against standard weight.

Condition of this result of calibration

1. Reference standard instruments:-

Instruments	Model	Serial No.	ID No.	Test report No.	Due date
1) Standard Weight Set (E2)	15884	-	70RC138	MM-0009-21	3 Feb 2023

2. This certificate is valid only to the item calibrated on date and place of calibration.
3. This result of calibration was made on requested at the point specified by customer.
4. This certificate is not certified for any commercial transaction.
5. This certification is traceable to the International System of Unit.

Result of calibration () Without Adjustment (*) After Adjustment by Internal Calibration

Range capacity :	0 g to 81 g	Resolution	0.00001 g
	81 g to 220 g	Resolution	0.0001 g

Before Adjustment :

Applied Weight (g)	Balance Reading (g)	Correction (g)	Measurement Uncertainty (± mg)	Coverage Factor (k)
80	80.00004	-0.00004	0.15	2.00
200	199.9999	+0.0001	0.35	2.00

After Adjustment :

1. Determination of the standard deviation of weighing machine (n = 10)

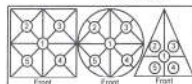
Applied Weight (g)	Standard Deviation of Reading (g)
80	0.000008
200	0.00005

เอกสารไม่ควบคุม



Equipment : Electronic Balance
Condition As-Received : Used Item
Reference : 2204-0542OC-1
Result of calibration

Cert.No.: 22MM210
Page: 3 of 3



2. Effect of off center loading

A mass of 100 g was placed to various position on the pan.
The weighing machine reading error obtained is given in the table

Position 1 (g)	Position 2 (g)	Position 3 (g)	Position 4 (g)	Position 5 (g)	Maximum difference between off-center and central loading (g)
-0.0002	-0.0001	0.0000	-0.0002	-0.0002	0.0002

3. Departure from nominal value

Applied Weight (g)	Balance Reading (g)	Correction (g)	Measurement Uncertainty (± mg)	Coverage Factor (k)
Unload	0.00000	0.00000	0.016	2.13
0.05	0.05001	-0.00001	0.016	2.13
0.1	0.10001	-0.00001	0.017	2.11
1	1.00002	-0.00002	0.019	2.05
5	5.00003	-0.00003	0.026	2.00
20	20.00008	-0.00008	0.049	2.00
50	50.00010	-0.00010	0.080	2.00
80	80.00014	-0.00014	0.15	2.00
100	100.0001	-0.0001	0.21	2.00
150	150.0001	-0.0001	0.29	2.00
200	200.0001	-0.0001	0.35	2.00

The reported uncertainty of measurement was based on a standard uncertainty multiplied by a coverage factor k , providing a level of confidence of approximately 95 %.

-o0o-

เอกสารไม่ควบคุม



TECHNOLOGY PROMOTION ASSOCIATION (THAILAND-JAPAN)
CORPORATE SERVICES 3: EQUIPMENT CALIBRATION AND TESTING SERVICES
53/44 PATTANAKARN ROAD SOI 18, SUANLUANG, SUANLUANG BANGKOK 10250
TEL. 0-2717-3009-27 FAX. 0-2719-9484



Cert. No.: 22TM304
Page.: 1 of 3

Certificate of Calibration

Equipment : Hot Air Oven
Manufacturer : Memmert
Model : UF 55
Serial No. : B212.0411
ID No. : UAE.WAO.005/2556
Submitted by : United Analyst and Engineering Consultant Co.,Ltd.
3 Soi Udomsuk 41, Sukhumvit Road,
Bangchak, Phrakhanong,
Bangkok 10260
Location : Lab Floor 2
Received Order : 7 April 2022
Calibration Date : 7 April 2022
Ambient Temperature : (26 ± 10) °C
Relative Humidity : (50 ± 30) %
Calibrated by : Man Pattanapongpaiboon

Approved by :
Approved Signatory

() Pomthippa Tameyakul
(✓) Malee Butkruea
() Suwit Imjai

Issue Date : 18 April 2022

The Uncertainties are for a confidence probability of approximately 95%

This certificate may not be reproduced other than in full, except with the prior written approval of the head of Corporate Services 3 (Equipment Calibration and Testing Services).

เอกสารไม่ควบคุม

A 0040245



Equipment : Hot Air Oven
Condition As-Received : Used Item
Reference : 2204-0015OC-1
Procedure Used :-

Cert.No.: 22TM304
Page.: 2 of 3

Calibration were conducted using calibration procedure CP-OT02 according to direct measurement method with Data Acquisition which connected with Resistance Temperature Detector (RTD) and Thermocouple Type T.

The temperature scale used was based on ITS-90.

Condition of this result of calibration

1. Reference standard instrument-

Instrument	Model	Serial No.	Cert. No.	Due Date
1) Data Acquisition	34970A	MY41021843	22LM4	10 Jan 2023

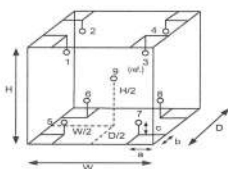
2. This certificate is valid only to the item calibrated on date and place of calibration.

3. This certification is traceable to the International System of Unit.

Result of Calibration :- (°) Without Adjustment

Function of UUC* : Temperature Source

Fresh air setting : Close



Probe Installation Details : Dimension of Chamber :
a = 5.0 cm D = 0.50 m
b = 5.0 cm W = 0.80 m
c = 5.0 cm H = 0.75 m
Capacity = 0.30 m³

Environment during calibration		
	Beginning	Finished
Temp. (°C)	28	28
REL.Humid. (%)	56	55
AC Supply (Volt)	221	224

Ref. Std. ID No.: @ Calibration Point (°C)		
Position :	(120, 180)	(104)
1	21-04TC-01	18-04RTD-01
2	21-04TC-02	18-04RTD-02
3	21-04TC-03	18-04RTD-03
4	21-04TC-04	18-04RTD-04
5	21-04TC-05	18-04RTD-05
6	21-04TC-06	18-04RTD-06
7	21-04TC-07	18-04RTD-07
8	21-04TC-08	18-04RTD-08
9 (ref.)	21-04TC-09	18-04RTD-09

เอกสารไม่ควบคุม

a 1104316



Equipment : Hot Air Oven
Condition As-Received : Used Item
Reference : 2204-0015OC-1
Result of Calibration :- (°) Without Adjustment
Function of UUC* : Temperature Source
Fresh air setting : Close

Cert. No.: 22TM304
Page.: 3 of 3

Calibration Point (°C)	UUC* Setting (°C)	UUC* Reading (°C)	Temperature stability (± °C)	Temperature uniformity (°C)	Overall Variation (°C)	Uncertainty (± °C)	Coverage Factor k
104.0	104.0	104.0	0.040	0.57	0.80	0.42	2
120.0	120.0	120.0	0.11	0.82	1.1	1.1	2
180.0	180.0	180.0	0.12	1.4	2.0	1.1	2

Calibration Point (°C)	Measured Temperature (°C)								
	1	2	3	4	5	6	7	8	9 (ref.)
104.0	104.403	104.220	104.517	104.474	103.778	103.859	104.292	104.357	104.319
120.0	120.183	119.878	120.238	120.355	119.476	119.455	120.046	120.173	120.199
180.0	180.502	179.929	180.655	180.797	179.012	179.044	180.043	180.305	180.340

Average* : The average of 30 values in each position.

Temperature stability : One-half of the greatest maximum difference of measured temperature at any one sensor
Temperature uniformity : The maximum difference of measured temperatures at any sensors and the measured temperature at the reference location which are observed at the same time or at as close an observation time as possible to determine the temperature pattern or homogeneity within the chamber under steady-state conditions.

Overall Variation : The Difference of the maximum and minimum measured temperatures throughout observation.

UUC* : Unit Under Calibration

Note : The reported uncertainty of measurement was included stability and excluded uniformity.

The reported uncertainty of measurement was based on a standard uncertainty multiplied by a coverage factor k , providing a level of confidence of approximately 95 %.

-o0o-

เอกสารไม่ควบคุม

a 1104315



DQE Services Co.,Ltd.
32 Soi Ladprao-Wanghin 55, Ladprao-Wanghin Rd., Ladprao, Bangkok 10230
Phone : +66 (0)2 538 2054, Email : dqeservicesinfo@gmail.com



CERTIFICATE OF CALIBRATION

Certificate No. : SP21-015
Page 1 of 5

Customer : United Analyst and Engineering Consultant Co.,Ltd. (Head Office)

Address : 3 Soi Udomsuk 41, Sukhumvit Road, Bangchak, Phrakhanong, Bangkok 10260

Location of calibration : Laboratory 315

Equipment : Spectrophotometer

Manufacturer : Agilent Technologies

Model : Cary 60

Serial No. : MY15410009

ID No. : N/A

Received Date : 29 May 2021

Calibration Date : 29 May 2021

Issue Date : 30 May 2021

Condition of Instrument : Used

Calibrated by : 

Approved by : 

(Mr. Tanawut Rittidach)

(Miss Chonitha Sangern)

Technical Manager

Quality Manager

The calibration result is applied only to the above calibrated item and was found accurate as shown on date and place of calibration only.

The measurement capability of the laboratory and its traceability to recognized national standards and to the unit of measurement realized at the corresponding national standards laboratory. This certificate may not be reproduced other than in full except with the prior written approval of the DQE Services Co., Ltd.

FM-510-02 R03 11/03/201

เอกสารไม่ควบคุม



DQE Services Co.,Ltd.
32 Soi Ladprao-Wanghin 55, Ladprao-Wanghin Rd., Ladprao, Bangkok 10230
Phone : +66 (0)2 538 2054, Email : dqeservicesinfo@gmail.com



REPORT OF CALIBRATION

Certificate No. : SP21-015
Page 2 of 5

Environment Condition : Ambient Temperature 25 ± 5 °C
Relative humidity 50 ± 15 %RH

Calibration method : In-house method CP-01 Calibration of UV-Vis Spectrophotometer Based on ASTM E275-08

Certified Reference Materials :

Material	Serial No.	Certificate No.	Due date
Absorbance Standard set	25760	80102	11/7/2021
Absorbance Standard set	25757	80105	11/7/2021
Wavelength Standard set	25806	80103	11/7/2021
Wavelength Standard set	25758	80104	11/7/2021

Traceability : This certification is traceable to the International System of Unit maintained at National Institute of Standards and Technology (NIST) through Starna Scientific Limited

Spectral Band Width of UUC : 1.5 nm.

Scan Speed of UUC : 90 nm/min

Scan Interval of UUC : 0.15 nm.

Resolution of UUC : Photometric 0.0001 Abs.
Wavelength 0.1 nm.

FM-510-02 R03 11/03/201

เอกสารไม่ควบคุม



DQE Services Co.,Ltd.
32 Soi Ladprao-Wanghin 55, Ladprao-Wanghin Rd., Ladprao, Bangkok 10230
Phone : +66 (0)2 538 2054, Email : dqeservicesinfo@gmail.com



REPORT OF CALIBRATION

Certificate No. : SP21-015
Page 3 of 5

Wavelength Accuracy :

CRMs Values (nm.)	UUC Reading (nm.)	Correction (nm.)	Uncertainty (nm.)	Coverage factor k
241.72	242.0	-0.28	0.19	2.00
279.45	279.5	-0.05	0.19	2.00
287.81	287.9	-0.09	0.19	2.00
334.06	333.8	0.26	0.19	2.00
360.93	360.5	0.43	0.19	2.00
418.59	418.2	0.39	0.19	2.00
445.94	445.6	0.34	0.19	2.00
453.66	453.3	0.36	0.19	2.00
460.02	459.8	0.22	0.19	2.00
536.59	536.7	-0.11	0.19	2.00
637.98	638.4	-0.42	0.19	2.00
431.38	430.9	0.48	0.19	2.00
472.50	472.5	0.00	0.19	2.00
513.47	513.4	0.07	0.19	2.00
528.88	529.2	-0.32	0.19	2.00
573.17	573.5	-0.33	0.19	2.00
585.35	584.8	0.55	0.20	2.00
684.40	684.9	-0.50	0.19	2.00
740.72	740.4	0.32	0.19	2.00
748.55	749.0	-0.45	0.19	2.00
807.03	807.1	-0.07	0.19	2.00
879.28	879.4	-0.12	0.19	2.00

FM-510-02 R03 11/03/201

เอกสารไม่ควบคุม



DQE Services Co.,Ltd.
32 Soi Ladprao-Wanghin 55, Ladprao-Wanghin Rd., Ladprao, Bangkok 10230
Phone : +66 (0)2 538 2054, Email : dqeservicesinfo@gmail.com



REPORT OF CALIBRATION

Certificate No. : SP21-015
Page 4 of 5


Calibration Results : Without adjustment

Photometric Accuracy :


Wavelength (nm.)	CRMs Values (Abs)	UUC Reading (Abs)	Correction (Abs)	Uncertainty (Abs)	Coverage factor k
420	0.0000	0.0000	0.0000	0.0042	2.00
	0.5791	0.5767	0.0024	0.0042	2.00
	1.0488	1.0444	0.0044	0.0042	2.00
	2.1914	2.1841	0.0073	0.0092	2.00
440	0.0000	0.0001	-0.0001	0.0042	2.00
	0.5618	0.5609	0.0009	0.0042	2.00
	1.0260	1.0244	0.0016	0.0042	2.00
	2.1259	2.1192	0.0067	0.0091	2.00
465	0.0000	0.0000	0.0000	0.0042	2.00
	0.5240	0.5212	0.0028	0.0042	2.00
	0.9639	0.9632	0.0007	0.0042	2.00
	1.9788	1.9717	0.0071	0.0091	2.00
546.1	0.0000	-0.0001	0.0001	0.0042	2.00
	0.5194	0.5184	0.0010	0.0042	2.00
	0.9991	0.9991	0.0000	0.0042	2.00
	1.9970	1.9911	0.0059	0.0093	2.00
590	0.0000	0.0000	0.0000	0.0042	2.00
	0.5523	0.5517	0.0006	0.0042	2.00
	1.0810	1.0802	0.0008	0.0042	2.00
	2.0369	2.0293	0.0076	0.0092	2.00
635	0.0000	-0.0001	0.0001	0.0042	2.00
	0.5596	0.5593	0.0003	0.0042	2.00
	1.0513	1.0505	0.0008	0.0042	2.00
	1.9268	1.9217	0.0051	0.0092	2.00

FM-510-02 R03 11/03/201

เอกสารไม่ควบคุม



DQE Services Co.,Ltd.
32 Soi Ladprao-Wanghin 55, Ladprao-Wanghin Rd., Ladprao, Bangkok 10230
Phone : +66 (0)2 538 2054, Email : dqeservicesinfo@gmail.com



REPORT OF CALIBRATION

Certificate No. : SP21-015
Page 5 of 5

Photometric Accuracy :


Wavelength (nm.)	CRMs Values (Abs)	UUC Reading (Abs)	Correction (Abs)	Uncertainty (Abs)	Coverage factor k
235	0.0000 0.7498	0.0001 0.7438	-0.0001 0.0060	0.0075 0.0075	2.00 2.00
257	0.0000 0.8712	0.0000 0.8647	0.0000 0.0065	0.0075 0.0075	2.00 2.00
313	0.0000 0.2920	0.0000 0.2900	0.0000 0.0020	0.0075 0.0075	2.00 2.00
350	0.0000 0.6459	0.0000 0.6428	0.0000 0.0031	0.0075 0.0075	2.00 2.00

Remark : - UUC = Unit Under Calibration
- N/A = Not Available
- The result expanded uncertainty of measurement U is stated as the standard uncertainty of measurement multiplied by the coverage factor k, which for a normal distribution corresponds to a coverage probability of approximately 95%


- End of Certificate -

FM-510-02 R03 11/03/201

เอกสารไม่ควบคุม



DQE Services Co.,Ltd.
32 Soi Ladprao-Wanghin 55, Ladprao-Wanghin Rd., Ladprao, Bangkok 10230
Phone : +66 (0)2 538 2054, Email : dqeservicesinfo@gmail.com



CERTIFICATE OF CALIBRATION

Certificate No. : SP21-008
Page 1 of 5

Customer : United Analyst and Engineering Consultant Co.,Ltd. (Head Office)

Address : 3 Soi Udomsuk 41, Sukhumvit Road, Bangchak, Phrakhanong, Bangkok 10260

Location of calibration : Laboratory 315

Equipment : Spectrophotometer

Manufacturer : Hitachi

Model : U-1900

Serial No. : 2021-064


ID No. : UAE.WAS.006/2552


Received Date : 25 January 2564

Calibration Date : 25 January 2564

Issue Date : 26 January 2564

Condition of Instrument : Used


Calibrated by : 
(Mr. Tanawat Ritidach)
Technical Manager

Approved by : 
(Miss Chonthicha Sangniam)
Quality Manager


The calibration result is applied only to the above calibrated item and was found accurate as shown on date and place of calibration only.
The measurement capability of the laboratory and its traceability to recognized national standards and to the unit of measurement realized at the corresponding national standards laboratory. This certificate may not be reproduced other than in full except with the prior written approval of the DQE Services Co., Ltd.

FM-510-02 R03 11/03/2019

เอกสารไม่ควบคุม



DQE Services Co.,Ltd.
32 Soi Ladprao-Wanghin 55, Ladprao-Wanghin Rd., Ladprao, Bangkok 10230
Phone : +66 (0)2 538 2054, Email : dqeservicesinfo@gmail.com



REPORT OF CALIBRATION

Certificate No. : SP21-008
Page 2 of 5

Environment Condition : Ambient Temperature 25 ± 5 °C
Relative humidity 50 ± 15 %RH

Calibration method : In-house method CP-01 Calibration of UV-Vis Spectrophotometer Based on ASTM E275-08

Certified Reference Materials :

Material	Serial No.	Certificate No.	Due date
Absorbance Standard set	25760	80102	7/11/2021
Absorbance Standard set	25757	80105	7/11/2021
Wavelength Standard set	25806	80103	7/11/2021
Wavelength Standard set	25758	80104	7/11/2021

Traceability : This certification is traceable to the International System of Unit maintained at National Institute of Standards and Technology (NIST) through Starna Scientific Limited

Spectral Band Width of UUC : 4.0 nm.


Scan Speed of UUC : 200 nm./min

Scan Interval of UUC : 0.1 nm.


Resolution of UUC : Photometric 0.001 Abs.
Wavelength 0.1 nm.

FM-510-02 R03 11/03/2019

เอกสารไม่ควบคุม



DQE Services Co.,Ltd.
32 Soi Ladprao-Wanghin 55, Ladprao-Wanghin Rd., Ladprao, Bangkok 10230
Phone : +66 (0)2 538 2054, Email : dqeservicesinfo@gmail.com



REPORT OF CALIBRATION

Certificate No. SP21-008
Page 3 of 5

Wavelength Accuracy :

CRMs Values (nm.)	UUC Reading (nm.)	Correction (nm.)	Uncertainty (nm.)	Coverage factor k
241.54	240.8	0.74	0.19	2.00
279.40	278.6	0.80	0.19	2.00
288.70	287.6	1.10	0.19	2.00
334.22	333.6	0.62	0.19	2.00
361.26	360.6	0.66	0.19	2.00
418.48	418.0	0.48	0.19	2.00
446.70	445.8	0.90	0.19	2.00
453.20	452.8	0.40	0.19	2.00
460.06	459.6	0.46	0.19	2.00
536.90	536.2	0.70	0.19	2.00
637.94	637.4	0.54	0.19	2.00
440.74	440.2	0.54	0.19	2.00
472.22	471.8	0.42	0.19	2.00
513.70	513.0	0.70	0.19	2.00
528.72	528.2	0.52	0.19	2.00
574.60	574.0	0.60	0.19	2.00
585.48	584.8	0.68	0.19	2.00
684.63	684.0	0.63	0.19	2.00
740.27	739.8	0.47	0.19	2.00
748.28	747.8	0.48	0.19	2.00
807.16	806.6	0.56	0.19	2.00
879.70	879.0	0.70	0.19	2.00

FM-510-02 R03 11/03/2019

เอกสารไม่ควบคุม

REPORT OF CALIBRATION

Certificate No. : SP21-008

Page 4 of 5

Calibration Results : Without adjustment

Photometric Accuracy :

Wavelength (nm.)	CRMs Values (Abs)	UUC Reading (Abs)	Correction (Abs)	Uncertainty (Abs)	Coverage factor k
420	0.0000	0.000	0.0000	0.0042	2.00
	0.5791	0.577	0.0021	0.0042	2.00
	1.0488	1.045	0.0038	0.0042	2.00
	2.1914	2.183	0.0084	0.0092	2.00
440	0.0000	0.000	0.0000	0.0042	2.00
	0.5618	0.560	0.0018	0.0042	2.00
	1.0260	1.025	0.0010	0.0042	2.00
	2.1259	2.122	0.0039	0.0091	2.00
465	0.0000	0.000	0.0000	0.0042	2.00
	0.5240	0.522	0.0020	0.0042	2.00
	0.9639	0.965	-0.0011	0.0042	2.00
	1.9788	1.978	0.0008	0.0092	2.00
546.1	0.0000	0.000	0.0000	0.0042	2.00
	0.5194	0.519	0.0004	0.0042	2.00
	0.9991	1.001	-0.0019	0.0042	2.00
	1.9970	1.998	-0.0010	0.0092	2.00
590	0.0000	0.000	0.0000	0.0042	2.00
	0.5523	0.553	-0.0007	0.0042	2.00
	1.0810	1.082	-0.0010	0.0042	2.00
	2.0369	2.035	0.0019	0.0092	2.00
635	0.0000	0.000	0.0000	0.0042	2.00
	0.5596	0.561	-0.0014	0.0042	2.00
	1.0513	1.052	-0.0007	0.0042	2.00
	1.9268	1.925	0.0018	0.0092	2.00

PM-510-02 R03 11/03/2019

เอกสารไม่ควบคุม

REPORT OF CALIBRATION

Certificate No. : SP21-008

Page 5 of 5

Photometric Accuracy :

Wavelength (nm.)	CRMs Values (Abs)	UUC Reading (Abs)	Correction (Abs)	Uncertainty (Abs)	Coverage factor k
235	0.0000	0.000	0.0000	0.0076	2.00
	0.7498	0.745	0.0048	0.0076	2.00
257	0.0000	0.000	0.0000	0.0076	2.00
	0.8712	0.864	0.0072	0.0076	2.00
313	0.0000	0.000	0.0000	0.0076	2.00
	0.2920	0.290	0.0020	0.0076	2.00
350	0.0000	0.000	0.0000	0.0076	2.00
	0.6459	0.632	0.0139	0.0076	2.00

Remark : - UUC = Unit Under Calibration

- N/A = Not Available

- The result expanded uncertainty of measurement U is stated as the standard uncertainty of measurement multiplied by the coverage factor k,

which for a normal distribution corresponds to a coverage probability of approximately 95%

- End of Certificate -

PM-510-02 R03 11/03/2019

เอกสารไม่ควบคุม



Request No. 25-65 / 0398

MTC. ACL.No. 486 / 65

CALIBRATION CERTIFICATE

NOMENCLATURE : 1. Atomic Absorption Spectrophotometer "Agilent Technologies"
Model AA240FS, Serial No. MY13160001
2. Working standard solution "Inorganic Ventures"
Multi Analyte Custom Grade Solution, Lot No. P2-MEB675610
SUBMITTED BY : United Analyst and Engineering Consultant Co., Ltd.
3 Soi Udomsuk41, Sukhumvit Road, Bangchak, Prakanong, Bangkok 10260

CALIBRATION PROCEDURE : 1. Performance Verification of Atomic Absorption Spectrophotometer
(WI-500-02-30)

2. Estimation Uncertainty of Measurement in Analytical Chemistry (QP-513)

REFERENCE MATERIAL : Traceable to NIST "Agilent Technologies", "Carlo Erba"
Cadmium Lot No. 0108047046, Chromium Lot No. 0106315418, Copper Lot No. 0107480530, Iron Lot No. 0104697566,
Lead Lot No. 0104659473, Manganese Lot No. T109228A, Nickel Lot No. 0104978044, Zinc Lot No. 0100792297
CALIBRATION RANGE : 0.02,0.10,0.30,0.50,0.70 mg/l at 228.8 nm.Cd, 0.10,0.20,0.30,0.50,0.70 mg/l at 357.9 nm.Cr,
0.05,0.10,0.30,0.50,0.70 mg/l at 324.7 nm.Cu, 0.10,0.30,0.50,0.70,1.00 mg/l at 248.3 nm.Fe, 0.20,0.50,0.70,1.00,1.50 mg/l
at 217.0 nm.Pb, 0.05,0.10,0.30,0.50,0.70 mg/l at 279.5 nm.Mn, 0.10,0.30,0.50,0.70,1.00 mg/l at 232.0 nm.Ni,
0.05,0.10,0.30,0.50,0.70 mg/l at 213.9 nm.Zn
AMBIENT CONDITIONS : Temperature 22 °C. Relative humidity 60 %

The Atomic Absorption Spectrophotometer set has been calibrated against
Reference Material traceable to National Institute of Standards and Technology (NIST) by The Analytical
Chemistry Laboratory. The results are attached herewith.

Calibrated by
(Mr. Danai Srithongkum)

Approved by
(Mrs. Thippaya Junvee Fortune)
Director of Analytical Chemistry Laboratory
Ref. 2025265020400522001
Calibration Date : 3 February 2022

The results relate only to the items tested/calibrated or value assigned.

Advertising the Report/Certificate and publicity of the results except in full are prohibited unless written permission is obtained from the governor of TISTR.

FM.BLMTC.002 Rev.4

Head Office
35 Mu 3 Tambon Khlong Ha, Amphoe Khlong Luang,
Changwat Pathumthani 12120, Thailand
Tel. (66) 0 2577 9000
Fax. (66) 0 2577 9009
E-mail : numpag@tistr.or.th Website:www.tistr.or.th

Office/Laboratory
Soi 1C, Bangpoo Industrial Estate, Sukhumvit Road,
Amphoe Muang, Changwat Samutprakan 10280, Thailand
Tel. (66) 0 2323 1672 ext. 115, 116
Fax. (66) 0 2323 9165
E-mail : mtic@tistr.or.th

Office
196 Phahonyothin Road, Chatuchak, Bangkok 10900,
Thailand
Tel. (66) 0 2279 8592
Fax. (66) 0 2279 8594
E-mail : sumalee@tistr.or.th

เอกสารไม่ควบคุม



Request No. 25-65 / 0398

1 / 5

MTC. ACL. No. 486 / 65

CALIBRATION DATA

1. Noise Level in term of standard deviation

Element	Cd	Cr	Cu	Fe	Pb	Mn	Ni	Zn
Absorbance	-0.0004	0.0002	0.0007	0.0002	-0.0016	-0.0001	-0.0004	-0.0001
	0.0002	-0.0005	0.0010	0.0007	0.0000	-0.0003	0.0007	-0.0014
	-0.0002	0.0001	0.0008	0.0000	-0.0001	-0.0003	-0.0012	-0.0006
	0.0000	-0.0007	0.0007	0.0000	-0.0005	-0.0004	-0.0012	-0.0012
	0.0001	0.0004	0.0013	0.0014	-0.0001	-0.0001	0.0003	-0.0008
	0.0000	-0.0004	0.0003	-0.0012	-0.0005	-0.0007	-0.0004	-0.0008
	0.0000	-0.0009	0.0009	-0.0002	-0.0010	-0.0008	0.0007	-0.0003
	-0.0004	-0.0003	0.0015	0.0010	-0.0005	-0.0003	-0.0002	-0.0004
	0.0004	0.0008	0.0014	-0.0004	-0.0014	-0.0005	-0.0006	-0.0003
	-0.0006	-0.0013	0.0012	-0.0006	-0.0006	-0.0006	-0.0007	-0.0007
	0.0005	-0.0003	0.0014	-0.0004	-0.0008	-0.0003	-0.0006	-0.0011
	-0.0007	-0.0014	0.0004	-0.0001	-0.0001	0.0000	0.0000	-0.0003
	0.0008	0.0004	0.0005	-0.0006	-0.0008	0.0000	-0.0005	-0.0009
	0.0011	0.0002	0.0005	0.0017	-0.0016	-0.0008	0.0004	-0.0005
	0.0002	0.0010	0.0014	-0.0002	-0.0010	-0.0010	0.0002	-0.0001
	0.0001	-0.0011	0.0011	-0.0003	-0.0011	-0.0003	-0.0008	-0.0012
	0.0000	-0.0015	0.0009	-0.0010	-0.0011	-0.0013	0.0000	-0.0004
	0.0015	-0.0012	0.0005	0.0002	-0.0017	-0.0001	0.0005	-0.0002
	0.0006	0.0014	0.0010	0.0002	-0.0003	0.0001	-0.0006	-0.0010
	0.0001	0.0003	0.0003	-0.0001	-0.0004	-0.0002	-0.0001	-0.0001
Average Absorbance	0.000	0.000	0.001	0.000	-0.001	0.000	0.000	-0.001
Standard Deviation	0.0005	0.0008	0.0004	0.0007	0.0005	0.0004	0.0005	0.0004

Continue 2 / 5

INDUSTRIAL METROLOGY AND TESTING SERVICE CENTRE

The results relate only to the items tested/calibrated or value assigned.

Advertising the Report/Certificate and publicity of the results except in full are prohibited unless written permission is obtained from the governor of TISTR.

FM.BLMTC.002 Rev.4

Head Office
35 Mu 3 Tambon Khlong Ha, Amphoe Khlong Luang,
Changwat Pathumthani 12120, Thailand
Tel. (66) 0 2577 9000
Fax. (66) 0 2577 9009
E-mail : numpag@tistr.or.th Website:www.tistr.or.th

Office/Laboratory
Soi 1C, Bangpoo Industrial Estate, Sukhumvit Road,
Amphoe Muang, Changwat Samutprakan 10280, Thailand
Tel. (66) 0 2323 1672 ext. 115, 116
Fax. (66) 0 2323 9165
E-mail : mtic@tistr.or.th

Office
196 Phahonyothin Road, Chatuchak, Bangkok 10900,
Thailand
Tel. (66) 0 2279 8592
Fax. (66) 0 2279 8594
E-mail : sumalee@tistr.or.th

เอกสารไม่ควบคุม



Request No. 25-65 / 0398

2 / 5

MTC. ACL. No. 486 / 65

2. Precision

Element	Conc. (mg/L)	Absorbance										Ave. Abs.	SD	%RSD
Cd	0.02	0.0074	0.0062	0.0065	0.0062	0.0070	0.0068	0.0070	0.0065	0.0065	0.0069	0.007	0.0004	5.76
	0.30	0.0952	0.0959	0.0951	0.0957	0.0952	0.0950	0.0952	0.0948	0.0943	0.095	0.0005	0.0005	0.49
	0.70	0.2213	0.2180	0.2203	0.2208	0.2234	0.2211	0.2196	0.2219	0.2201	0.2194	0.221	0.0015	0.67
Cr	0.10	0.0096	0.0098	0.0097	0.0102	0.0106	0.0097	0.0098	0.0099	0.0103	0.0093	0.010	0.0004	3.83
	0.30	0.0309	0.0302	0.0300	0.0316	0.0306	0.0299	0.0309	0.0297	0.0311	0.0296	0.030	0.0007	2.20
	0.70	0.0659	0.0667	0.0664	0.0648	0.0656	0.0662	0.0658	0.0638	0.0669	0.066	0.011	1.70	
Cu	0.05	0.0080	0.0075	0.0078	0.0075	0.0077	0.0081	0.0080	0.0075	0.0074	0.0076	0.008	0.0003	3.26
	0.30	0.0417	0.0419	0.0412	0.0421	0.0424	0.0420	0.0423	0.0403	0.0418	0.0415	0.042	0.0006	1.47
	0.70	0.0969	0.0965	0.0972	0.0957	0.0961	0.0958	0.0961	0.0959	0.0959	0.0972	0.096	0.0006	0.58
Fe	0.10	0.0090	0.0105	0.0078	0.0099	0.0091	0.0093	0.0096	0.0094	0.0093	0.0084	0.009	0.0007	8.11
	0.50	0.0462	0.0470	0.0464	0.0464	0.0467	0.0462	0.0467	0.0460	0.0468	0.0466	0.047	0.0003	0.67
	1.00	0.0867	0.0886	0.0910	0.0892	0.0897	0.0873	0.0892	0.0885	0.0888	0.0874	0.089	0.0013	1.43
Pb	0.20	0.0091	0.0095	0.0088	0.0087	0.0082	0.0094	0.0090	0.0087	0.0082	0.0090	0.009	0.0004	4.94
	0.70	0.0322	0.0321	0.0324	0.0318	0.0335	0.0326	0.0327	0.0315	0.0336	0.0321	0.032	0.0007	2.09
	1.50	0.0653	0.0645	0.0663	0.0664	0.0652	0.0671	0.0662	0.0666	0.0657	0.0648	0.066	0.0008	1.28
Mn	0.05	0.0092	0.0092	0.0097	0.0087	0.0085	0.0079	0.0096	0.0085	0.0084	0.0099	0.009	0.0007	7.33
	0.30	0.0616	0.0630	0.0632	0.0633	0.0634	0.0628	0.0640	0.0633	0.0640	0.0629	0.063	0.0007	1.08
	0.70	0.1396	0.1366	0.1386	0.1377	0.1386	0.1386	0.1396	0.1380	0.1374	0.1383	0.138	0.0009	0.67
Ni	0.10	0.0102	0.0092	0.0097	0.0104	0.0091	0.0105	0.0105	0.0096	0.0098	0.0102	0.010	0.0005	5.22
	0.50	0.0488	0.0489	0.0489	0.0495	0.0484	0.0490	0.0481	0.0492	0.0495	0.0492	0.049	0.0004	0.91
	1.00	0.0976	0.0979	0.0975	0.0992	0.0977	0.0973	0.0986	0.0962	0.0985	0.0982	0.098	0.0008	0.85
Zn	0.05	0.0340	0.0349	0.0340	0.0352	0.0337	0.0351	0.0344	0.0346	0.0349	0.0343	0.035	0.0005	1.49
	0.30	0.1669	0.1653	0.1628	0.1642	0.1657	0.1637	0.1659	0.1652	0.1654	0.1657	0.165	0.0012	0.72
	0.70	0.3456	0.3467	0.3445	0.3430	0.3422	0.3444	0.3437	0.3438	0.3435	0.3438	0.344	0.0013	0.37

Continue 3 / 5

INDUSTRIAL METROLOGY AND TESTING SERVICE CENTRE

The results relate only to the items tested/calibrated or value assigned.

Advertising the Report/Certificate and publicity of the results except in full are prohibited unless written permission is obtained from the governor of TISTR.

Head Office
35 Mu 3 Tambon Khlong Ha, Amphoe Khlong Luang,
Changwat Pathumthani 12120, Thailand
Tel. (66) 0 2577 9000
Fax. (66) 0 2577 9009
E-mail : rumpai@tistr.or.th Website:www.tistr.or.th

Office/Laboratory
Sol 1C, Bangpoo Industrial Estate, Sukhumvit Road,
Amphoe Muang, Changwat Samutprakan 10280, Thailand
Tel. (66) 0 2323 1672-80 ext. 115, 116
Fax. (66) 0 2323 9165
E-mail : mtg@tistr.or.th

Office
196 Phahonyothin Road, Chatuchak, Bangkok 10900,
Thailand
Tel. (66) 0 2577 9000
Fax. (66) 0 2577 9009
E-mail : sumalee@tistr.or.th

เอกสารไม่ควบคุม



Request No. 25-65 / 0398

3 / 5

MTC. ACL. No. 486 / 65

3. Trueness

3.1 Reading on wavelength- Cadmium(Cd) at 228.8 nm.

Element	Standard Value of RM (mg/L)	Reading (mg/L)	Error of Measurement (mg/L)	Error of Measurement (%)	Uncertainty (mg/L)
Cd	0.02004	0.019	-0.001	5.19	± 0.004
	0.30060	0.291	-0.010	3.19	± 0.006
	0.70140	0.678	-0.023	3.34	± 0.012

3.2 Reading on wavelength- Chromium (Cr) at 357.9 nm.

Element	Standard Value of RM (mg/L)	Reading (mg/L)	Error of Measurement (mg/L)	Error of Measurement (%)	Uncertainty (mg/L)
Cr	0.1002	0.101	0.001	0.80	± 0.007
	0.3006	0.298	-0.003	0.86	± 0.012
	0.7014	0.635	-0.066	9.47	± 0.023

3.3 Reading on wavelength- Copper (Cu) at 324.7 nm.

Element	Standard Value of RM (mg/L)	Reading (mg/L)	Error of Measurement (mg/L)	Error of Measurement (%)	Uncertainty (mg/L)
Cu	0.0502	0.046	-0.004	8.37	± 0.004
	0.3012	0.295	-0.006	2.06	± 0.010
	0.7028	0.694	-0.009	1.25	± 0.021

Continue 4 / 5

INDUSTRIAL METROLOGY AND TESTING SERVICE CENTRE

The results relate only to the items tested/calibrated or value assigned.

Advertising the Report/Certificate and publicity of the results except in full are prohibited unless written permission is obtained from the governor of TISTR.

Head Office
35 Mu 3 Tambon Khlong Ha, Amphoe Khlong Luang,
Changwat Pathumthani 12120, Thailand
Tel. (66) 0 2577 9000
Fax. (66) 0 2577 9009
E-mail : rumpai@tistr.or.th Website:www.tistr.or.th

Office/Laboratory
Sol 1C, Bangpoo Industrial Estate, Sukhumvit Road,
Amphoe Muang, Changwat Samutprakan 10280, Thailand
Tel. (66) 0 2323 1672-80 ext. 115, 116
Fax. (66) 0 2323 9165
E-mail : mtg@tistr.or.th

Office
196 Phahonyothin Road, Chatuchak, Bangkok 10900,
Thailand
Tel. (66) 0 2577 9000
Fax. (66) 0 2577 9009
E-mail : sumalee@tistr.or.th

เอกสารไม่ควบคุม



Request No. 25-65 / 0398

4 / 5

MTC. ACL. No. 486 / 65

3.4 Reading on wavelength- Iron (Fe) at 248.3 nm.

Element	Standard Value of RM (mg/L)	Reading (mg/L)	Error of Measurement (mg/L)	Error of Measurement (%)	Uncertainty (mg/L)
Fe	0.1003	0.106	0.006	5.68	± 0.008
	0.5015	0.522	0.021	4.09	± 0.017
	1.0030	0.993	-0.010	1.00	± 0.032

3.5 Reading on wavelength- Lead (Pb) at 217.0 nm.

Element	Standard Value of RM (mg/L)	Reading (mg/L)	Error of Measurement (mg/L)	Error of Measurement (%)	Uncertainty (mg/L)
Pb	0.1988	0.197	-0.002	0.91	± 0.014
	0.6958	0.722	0.026	3.77	± 0.022
	1.4910	1.463	-0.028	1.88	± 0.041

3.6 Reading on wavelength- Manganese (Mn) at 279.5 nm.

Element	Standard Value of RM (mg/L)	Reading (mg/L)	Error of Measurement (mg/L)	Error of Measurement (%)	Uncertainty (mg/L)
Mn	0.04955	0.054	0.004	8.98	± 0.004
	0.29730	0.317	0.0197	6.63	± 0.006
	0.69370	0.682	-0.0117	1.69	± 0.012

Continue 5 / 5

INDUSTRIAL METROLOGY AND TESTING SERVICE CENTRE

The results relate only to the items tested/calibrated or value assigned.

Advertising the Report/Certificate and publicity of the results except in full are prohibited unless written permission is obtained from the governor of TISTR.

Head Office
35 Mu 3 Tambon Khlong Ha, Amphoe Khlong Luang,
Changwat Pathumthani 12120, Thailand
Tel. (66) 0 2577 9000
Fax. (66) 0 2577 9009
E-mail : rumpai@tistr.or.th Website:www.tistr.or.th

Office/Laboratory
Sol 1C, Bangpoo Industrial Estate, Sukhumvit Road,
Amphoe Muang, Changwat Samutprakan 10280, Thailand
Tel. (66) 0 2323 1672-80 ext. 115, 116
Fax. (66) 0 2323 9165
E-mail : mtg@tistr.or.th

Office
196 Phahonyothin Road, Chatuchak, Bangkok 10900,
Thailand
Tel. (66) 0 2577 9000
Fax. (66) 0 2577 9009
E-mail : sumalee@tistr.or.th

เอกสารไม่ควบคุม



Request No. 25-65 / 0398

5 / 5

MTC. ACL. No. 486 / 65

3.7 Reading on wavelength- Nickel (Ni) at 232.0 nm.

Element	Standard Value of RM (mg/L)	Reading (mg/L)	Error of Measurement (mg/L)	Error of Measurement (%)	Uncertainty (mg/L)
Ni	0.099	0.102	0.003	3.03	± 0.007
	0.495	0.489	-0.006	1.21	± 0.010
	0.990	0.975	-0.015	1.52	± 0.020

3.8 Reading on wavelength- Zinc (Zn) at 213.9 nm.

Element	Standard Value of RM (mg/L)	Reading (mg/L)	Error of Measurement (mg/L)	Error of Measurement (%)	Uncertainty (mg/L)
Zn	0.050	0.050	0.000	0.00	± 0.012
	0.300	0.307	0.007	2.33	± 0.011
	0.700	0.660	-0.040	5.71	± 0.015

Remark : The reported uncertainty is an expanded uncertainty calculated using a coverage factor of 2 (k = 2)
which gives a level of confidence of approximately 95%

Calibrated by Danai Srithongkum
(Mr. Danai Srithongkum)

Approved by (Mrs. Thippaya Junvee Fortune)
Director of Analytical Chemistry Laboratory
Calibration date : 3 February 2022

INDUSTRIAL METROLOGY AND TESTING SERVICE CENTRE

The results relate only to the items tested/calibrated or value assigned.

Advertising the Report/Certificate and publicity of the results except in full are prohibited unless written permission is obtained from the governor of TISTR.

Head Office
35 Mu 3 Tambon Khlong Ha, Amphoe Khlong Luang,
Changwat Pathumthani 12120, Thailand
Tel. (66) 0 2577 9000
Fax. (66) 0 2577 9009
E-mail : rumpai@tistr.or.th Website:www.tistr.or.th

Office/Laboratory
Sol 1C, Bangpoo Industrial Estate, Sukhumvit Road,
Amphoe Muang, Changwat Samutprakan 10280, Thailand
Tel. (66) 0 2323 1672-80 ext. 115, 116
Fax. (66) 0 2323 9165
E-mail : mtg@tistr.or.th

Office
196 Phahonyothin Road, Chatuchak, Bangkok 10900,
Thailand
Tel. (66) 0 2577 9000
Fax. (66) 0 2577 9009
E-mail : sumalee@tistr.or.th

เอกสารไม่ควบคุม